

Cartrack Holdings Limited
(Registration number 2005/036316/06)
Consolidated Annual Financial Statements
for the year ended 29 February 2016

Grant Thornton
Chartered Accountants (S.A.)
Registered Auditors

These consolidated annual financial statements have been audited in compliance with the applicable requirements of the
Companies Act, 71 of 2008.
Issued 30 May 2016

Cartrack Holdings Limited

(Registration number 2005/036316/06)

Consolidated Annual Financial Statements for the year ended 29 February 2016

General Information

Country of incorporation and domicile	South Africa
Nature of business and principal activities	Cartrack Holdings Limited is an investment holding company operating principally within the telematics industry
Directors	I.J. Calisto (Executive) J.R. Edmeston (Executive) D.J. Brown (Non - Executive) A.T. Ikalafeng (Non - Executive) K. White (Non - Executive)
Registered office	Cartrack Corner Corner Jan Smuts & 7th Avenue Rosebank, Johannesburg South Africa 2196
Business address	Cartrack Corner Corner Jan Smuts & 7th Avenue Rosebank, Johannesburg South Africa 2196
Postal address	P.O. Box 4709 Rivonia 2128
Holding company	Onecell Holdings (Pty) Ltd incorporated in South Africa
Bankers	First National Bank - a division of FirstRand Bank Limited Standard Bank Limited, Nedbank Limited, Mercantile Bank Limited
Auditors	Grant Thornton Chartered Accountants (S.A.) Registered Auditors A South African member firm of Grant Thornton International
Secretary	A. De Villiers
Company registration number	2005/036316/06

Cartrack Holdings Limited

(Registration number 2005/036316/06)

Consolidated Annual Financial Statements for the year ended 29 February 2016

Index

The reports and statements set out below comprise the consolidated annual financial statements presented to the shareholders:

Index	Page
Directors' Responsibilities and Approval	3
Company Secretary's Certification	4
Audit Committee Report	5
Independent Auditor's Report	6 - 7
Directors' Report	8 - 10
Consolidated Statement of Financial Position	11
Consolidated Statement of Profit or Loss and Other Comprehensive Income	12
Consolidated Statement of Changes in Equity	13 - 14
Consolidated Statement of Cash Flows	15
Accounting Policies	16 - 25
Notes to the Consolidated Annual Financial Statements	26 - 60

Level of assurance

These consolidated financial statements have been audited in compliance with the applicable requirements of the Companies Act, 71 of 2008.

Preparer

F. Hassim CA (SA)
Group Reporting Accountant

Published

30 May 2016

Cartrack Holdings Limited

(Registration number 2005/036316/06)

Consolidated Annual Financial Statements for the year ended 29 February 2016

Directors' Responsibilities and Approval

The directors are required in terms of the Companies Act, 71 of 2008 to maintain adequate accounting records and are responsible for the content and integrity of the consolidated annual financial statements and related financial information included in this report. It is their responsibility to ensure that the consolidated annual financial statements fairly present the state of affairs of the group as at the end of the financial year and the results of its operations and cash flows for the year then ended, in conformity with International Financial Reporting Standards. The external auditors are engaged to express an independent opinion on the consolidated financial statements.

The consolidated financial statements are prepared in accordance with International Financial Reporting Standards and are based upon appropriate accounting policies consistently applied and supported by reasonable and prudent judgements and estimates.


The directors acknowledge that they are ultimately responsible for the system of internal financial control established by the group and place considerable importance on maintaining a strong control environment. To enable the directors to meet these responsibilities, the board sets standards for internal control aimed at reducing the risk of error or loss in a cost effective manner. The standards include the proper delegation of responsibilities within a clearly defined framework, effective accounting procedures and adequate segregation of duties to ensure an acceptable level of risk. These controls are monitored throughout the group and all employees are required to maintain the highest ethical standards in ensuring the group's business is conducted in a manner that in all reasonable circumstances is above reproach. The focus of risk management in the group is on identifying, assessing, managing and monitoring all known forms of risk across the group. While operating risk cannot be fully eliminated, the group endeavours to minimise it by ensuring that appropriate infrastructure, controls, systems and ethical behaviour are applied and managed within predetermined procedures and constraints.

The directors are of the opinion, based on the information and explanations given by management, that the system of internal control provides reasonable assurance that the financial records may be relied on for the preparation of the consolidated annual financial statements. However, any system of internal financial control can provide only reasonable, and not absolute assurance against material misstatement or loss.

The directors have reviewed the group's cash flow forecast for the year to 30 May 2017 and, in light of this review and the current financial position, they are satisfied that the group has or had access to adequate resources to continue in operational existence for the foreseeable future.

The external auditors are responsible for independently auditing and reporting on the group's consolidated financial statements. The consolidated annual financial statements have been examined by the group's external auditors and their report is presented on pages 6 to 7.

The consolidated annual financial statements set out on pages 8 to 60, which have been prepared on the going concern basis, were approved by the board on 30 May 2016 and were signed on their behalf by:


I.J. Calisto (Executive)


J.R. Edmeston (Executive)

Rosebank

30 May 2016

Cartrack Holdings Limited

(Registration number 2005/036316/06)

Consolidated Annual Financial Statements for the year ended 29 February 2016

Group Secretary's Certification

Certificate by Group Company Secretary in accordance with Section 88(2)(e) of the Companies Act, 2008 ("the Act")

I, Anname de Villiers, in my capacity as group company secretary, confirm to the best of my knowledge and belief, that, for the year ended 29 February 2016, Cartrack Holdings Limited has filed the returns and notices required in terms of the provisions of the Act and that all such returns and notices appear to be true, correct and up to date.



A. De Villiers
Company Secretary
Rosebank
30 May 2016

Cartrack Holdings Limited

(Registration number 2005/036316/06)

Consolidated Annual Financial Statements for the year ended 29 February 2016

Audit Committee Report

The Audit and Risk Committee meets at least four times during a financial year. The Chief Executive Officer and Chief Financial Officer are invited to attend meetings, but do not have a vote. The committee meets at least once a year with the external auditors without the presence of management, excluding any *ad hoc* meetings held to consider special business. The committee's oversight role requires it to regularly address the relationships between management and the Internal and External Auditors and understand and monitor the reporting relationships and tiers of accountability between them.


The Company's external auditors have unrestricted access to the Audit and Risk Committee and may, with the approval of the chairperson of the Audit and Risk Committee (which approval may not be unreasonably withheld), attend its meetings.

The Audit and Risk Committee annually reviews the appropriateness of the qualifications and experience of Cartrack's Global Chief Financial Officer, John Edmeston, and reports on whether or not it is satisfied therewith. In addition, the Audit and Risk Committee reviews and reports on the expertise, resources and experience of the Company's finance function and reviews the effectiveness of internal control systems in the Group with reference to the findings of external auditors.

This committee has considered and satisfied itself as to the appropriateness of the qualifications and experience of the Global Chief Financial Officer, as well as the expertise, resources and experience of the Company's finance function. The committee is satisfied with the effectiveness of internal controls in the Group.

Following the review of the consolidated and separate annual financial statements of the Cartrack Group for the year ended 29 February 2016, the Audit and Risk Committee is of the view that, in all material respects, it complies with the relevant provisions of the Companies Act and IFRS and fairly presents the financial position at that date and the results of its operations and cash flows for the year.

Having achieved its objectives for the financial year, the committee recommended the consolidated and separate annual financial statements for the year ended 29 February 2016 for approval to the Board.



K. White
Chairman Audit Committee
Rosebank
30 May 2016

**Independent Auditor's Report
To the shareholders of
Cartrack Holdings Limited**

We have audited the consolidated financial statements of Cartrack Holdings Limited set out on pages 11 to 60, which comprise the statements of financial position as at 29 February 2016, and the statements of comprehensive income, statements of changes in equity and statements of cash flows for the year then ended, and the notes, comprising a summary of significant accounting policies and other explanatory information.

Directors' responsibility for the financial statements

The company's directors are responsible for the preparation and fair presentation of these consolidated financial statements in accordance with International Financial Reporting Standards and the requirements of the Companies Act of South Africa and for such internal control as the directors determine is necessary to enable the preparation of consolidated and separate financial statements that are free from material misstatements, whether due to fraud or error.

Auditor's responsibility

Our responsibility is to express an opinion on these consolidated financial statements based on our audit. We conducted our audit in accordance with International Standards on Auditing. Those standards require that we comply with ethical requirements and plan and perform the audit to obtain reasonable assurance about whether the consolidated financial statements are free from material misstatement.

An audit involves performing procedures to obtain audit evidence about the amounts and disclosures in the financial statements. The procedures selected depend on the auditor's judgement, including the assessment of the risks of material misstatement of the financial statements, whether due to fraud or error. In making those risk assessments, the auditor considers internal control relevant to the entity's preparation and fair presentation of the financial statements in order to design audit procedures that are appropriate in the circumstances, but not for the purpose of expressing an opinion on the effectiveness of the entity's internal control. An audit also includes evaluating the appropriateness of accounting policies used and the reasonableness of accounting estimates made by management, as well as evaluating the overall presentation of the financial statements.

We believe that the audit evidence we have obtained is sufficient and appropriate to provide a basis for our audit opinion.

Opinion

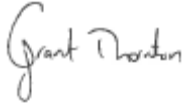
In our opinion, the consolidated financial statements present fairly, in all material respects, the consolidated financial position of Cartrack Holdings Limited as at 29 February 2016, and its consolidated financial performance and consolidated cash flows for the year then ended in accordance with International Financial Reporting Standards, and the requirements of the Companies Act of South Africa.

Other reports required by the Companies Act

As part of our audit of the consolidated financial statements for the year ended 29 February 2016, we have read the Directors' Report, Audit committee report and Secretary's Certification for the purpose of identifying whether there are material inconsistencies between these reports and the audited consolidated financial statements. These reports are the responsibility of the directors. Based on reading these reports we have not identified material inconsistencies between these reports and the audited consolidated financial statements. However, we have not audited these reports and accordingly do not express an opinion thereon.

Report on other legal and regulatory requirements

In terms of the IRBA Rule published in Government Gazette 39475 dated 04 December 2015, we report that Grant Thornton Johannesburg Partnership has been the auditor of Cartrack Holdings Limited for five years.



GRANT THORNTON JOHANNESBURG PARTNERSHIP

Registered Auditors

MZ Sadek

Partner

Registered Auditor

Chartered Accountant (SA)

30 May 2016

@Grant Thornton
Wanderers Office Park
52 Corlett Drive
Illovo, 2196

Cartrack Holdings Limited

(Registration number 2005/036316/06)

Consolidated Annual Financial Statements for the year ended 29 February 2016

Directors' Report

The directors have pleasure in submitting their report on the Cartrack Holdings Limited company and consolidated annual financial statements for the year ended 29 February 2016. The company annual financial statements have not been included herein as they do not contain any significant additional information. The company annual financial statements are available on the company website: www.cartrack.com.

1. Nature of business

Cartrack Holdings Limited is a holding company incorporated in South Africa and listed under the short code 'CTK' in the Business Support Services sector on the Johannesburg Stock Exchange (JSE). The group's activities are focused on the design, development and installation of telematics technology; data collection and analysis and the delivery of fleet and mobile asset management solutions delivered as Software as a service ('Saas') and the tracking and recovery of vehicles. The group operates in various countries across a number of continents.

There have been no material changes to the nature of the group's business from the prior year.

2. Review of financial results and activities

The consolidated annual financial statements have been prepared in accordance with International Financial Reporting Standards and the requirements of the Companies Act, 71 of 2008. The accounting policies have been applied consistently compared to the prior year, except for the Correction of Accounting Error as set out in note 2. Certain comparative figures have been reclassified as detailed in note 35.

Full details of the financial position, results of operations and cash flows of the group are set out in these consolidated annual financial statements.

3. Share capital

There have been no changes to the authorised or issued share capital during the year under review.

4. Dividends

The group's dividend policy is to consider an interim and a final dividend in respect of each financial year. At its discretion, the board may consider a special dividend, depending on the need to retain funds for expansion or operating purposes.

Dividends paid to shareholders of the group during the year under review amount to R150 000 000.

Subsequent to the financial year ended 29 February 2016, a dividend has been declared in the amount of 35 cents per share which is payable by 11 July 2016.

5. Acquisitions and new operations

During the year the group acquired 100% of the shares in Cartrack Manufacturing (Pty) Ltd and 100% of the shares in Cartrack Management Services (Pty) Ltd. Refer to note 25.

6. Directorate

The board of directors of the group ('the Board') comprises:

I.J. Calisto (Executive)	Global Chief Executive Officer
J.R. Edmeston (Executive)	Global Chief Financial Officer
D.J. Brown (Non - Executive)	Independent Chairperson
A.T. Ikalafeng (Non - Executive)	Independent
K. White (Non - Executive)	Independent

There have been no changes to the directorate for the year under review.

Cartrack Holdings Limited

(Registration number 2005/036316/06)

Consolidated Annual Financial Statements for the year ended 29 February 2016

Directors' Report

7. Directors' interests in shares

The director's interests in shares are set out below:

Interests in shares

Shareholders (Indirect shareholding)

	%	Number of shares
I.J. Calisto (Executive)	68 %	203 980 424
J Marais (Director of associated company)	12 %	36 019 576
	80 %	240 000 000

There have been no changes to the directors interests in shares for the year under review.

The register of interests of directors and others in shares of the company is available to the shareholders on request.

8. Related Party Transactions

The details of related party transactions are set out in note 26 of the consolidated annual financial statements.

9. Holding company and shareholding

The group's holding company is Onecell Holdings (Pty) Ltd which holds 80% (2015: 80% ; 2014: 100%) of the group's equity. Onecell Holdings (Pty) Ltd is incorporated in South Africa.

Shareholding

The following table lists the shareholders of the group:

Shareholders spread

	No of shareholders	% of shareholders	Number of shares	% of issued capital
Public shareholders (below 5%)	329	99.7	60 000 000	20
Non-public shareholders				
Onecell Holdings (Pty) Ltd	1	0.03	240 000 000	80
	330	100	300 000 000	100
Share range:				
1-1000	121	36.67	26 915	0.01
1001-10 000	93	28.18	332 012	0.11
10 001-50 000	56	16.97	1 390 791	0.46
50 001-100 000	12	3.64	843 097	0.28
100 001-500 000	20	6.06	4 093 060	1.36
500 001-1000 000	11	3.33	7 875 531	2.63
1 000 001 and over	17	5.15	285 438 594	95.15

10. Events after the reporting period

The directors are not aware of any material events which occurred after the reporting date and up to the date of this report.

11. Litigation statement

As at the date of this report, the directors are not aware of any existing, pending or threatened litigation proceedings which may have a material effect on the financial position of the group or any subsidiary.

Cartrack Holdings Limited

(Registration number 2005/036316/06)

Consolidated Annual Financial Statements for the year ended 29 February 2016

Directors' Report

12. Going concern

The directors believe that the group has adequate financial resources to continue in operation for the foreseeable future and accordingly the consolidated annual financial statements have been prepared on a going concern basis. The directors have satisfied themselves that the group is in a sound financial position and that it has access to sufficient borrowing facilities to meet its foreseeable cash requirements. The directors are not aware of any material changes that may adversely impact the group. The directors are also not aware of any material non-compliance with statutory or regulatory requirements or of any pending changes to legislation which may affect the group.

13. Auditors

Grant Thornton continued in office as auditors for the company and its subsidiaries for 2016.

At the AGM, the shareholders will be requested to reappoint Grant Thornton as the independent external auditors of the company for the 2017 financial year.

14. Secretary

The company secretary is Miss A. De Villiers.

Business address

Cartrack Corner
Corner Jan Smuts and 7th Avenue
Rosebank, Johannesburg
South Africa
2196

15. Date of authorisation for issue of financial statements

The consolidated annual financial statements have been authorised for issue by the directors on the 30 May 2016. No authority was given to anyone to amend the consolidated annual financial statements after the date of issue.

Cartrack Holdings Limited

(Registration number 2005/036316/06)

Consolidated Annual Financial Statements for the year ended 29 February 2016

Consolidated Statement of Financial Position as at 29 February 2016

Figures in Rand thousand	Note(s)	2016	Restated 2015	Restated 2014
Assets				
Non-Current Assets				
Property, plant and equipment	4	207 534	150 530	104 489
Goodwill	5	156 011	144 269	99 433
Deferred tax	6	34 517	20 410	13 036
		398 062	315 209	216 958
Current Assets				
Inventories	7	88 318	62 532	32 740
Loans to related parties	9	1 624	5 263	35 040
Trade and other receivables	10	128 655	81 705	55 904
Current tax receivable		5 500	449	352
Cash and cash equivalents	11	45 181	110 047	41 657
		269 278	259 996	165 693
Total Assets		667 340	575 205	382 651
Equity and Liabilities				
Equity				
Share capital	12	42 488	42 488	42 488
Reserves		26 314	32 251	21 051
Retained income		375 306	285 632	145 956
Equity Attributable to Equity Holders of Parent		444 108	360 371	209 495
Non-controlling interest		16 387	13 391	25 666
		460 495	373 762	235 161
Liabilities				
Non-Current Liabilities				
Finance lease obligation	13	7 789	5 618	4 169
Deferred tax	6	1 040	236	1
		8 829	5 854	4 170
Current Liabilities				
Trade and other payables	14	159 085	149 282	110 234
Loans from related parties	9	1 478	1 235	738
Finance lease obligation	13	6 604	6 218	3 527
Current tax payable		26 652	38 740	28 821
Share based payment liability	15	4 010	-	-
Bank overdraft	11	187	114	-
		198 016	195 589	143 320
Total Liabilities		206 845	201 443	147 490
Total Equity and Liabilities		667 340	575 205	382 651

Cartrack Holdings Limited

(Registration number 2005/036316/06)

Consolidated Annual Financial Statements for the year ended 29 February 2016

Consolidated Statement of Profit or Loss and Other Comprehensive Income

Figures in Rand thousand	Note(s)	2016	Restated 2015	Restated 2014
Revenue	16	1 005 481	834 795	632 757
Cost of sales		(186 749)	(185 536)	(130 004)
Gross profit		818 732	649 259	502 753
Other income		12 091	6 852	11 946
Operating expenses		(486 017)	(366 106)	(260 837)
Operating profit	17	344 806	290 005	253 862
Investment revenue	18	6 256	4 533	1 742
Net non-operating foreign exchange gain	19	15 667	-	-
Finance costs	20	(4 463)	(924)	(1 211)
Profit before taxation		362 266	293 614	254 393
Taxation	21	(102 779)	(85 646)	(72 708)
Profit for the year		259 487	207 968	181 685
Other comprehensive income:				
Items that may be reclassified to profit or loss:				
Exchange differences on translating foreign operations		3 399	(7 372)	18 276
Other comprehensive income for the year net of taxation	22	3 399	(7 372)	18 276
Total comprehensive income for the year		262 886	200 596	199 961
Total comprehensive income attributable to:				
Owners of the parent		245 842	181 884	180 252
Non-controlling interest		17 044	18 712	19 709
		262 886	200 596	199 961
Earnings per share				
Basic earnings per share (cents)	29	80	64	59

Cartrack Holdings Limited

(Registration number 2005/036316/06)

Consolidated Annual Financial Statements for the year ended 29 February 2016

Consolidated Statement of Changes in Equity

	Share capital	Share premium	Total share capital	Foreign currency translation reserve	Treasury shares	Total reserves	Retained income	Total attributable to equity holders of the group / company	Non-controlling interest	Total equity
Figures in Rand thousand										
Opening balance as previously reported	*	42 488	42 488	21 005	-	21 005	157 307	220 800	33 713	254 513
Adjustments										
Prior period error (Refer note 2)	-	-	-	46	-	46	(11 351)	(11 305)	(8 047)	(19 352)
Balance at 01 March 2014 as restated	-	42 488	42 488	21 051	-	21 051	145 956	209 495	25 666	235 161
Profit for the year	-	-	-	-	-	-	191 811	191 811	16 157	207 968
Other comprehensive income	-	-	-	(4 817)	-	(4 817)	-	(4 817)	(2 555)	(7 372)
Total comprehensive income for the year	-	-	-	(4 817)	-	(4 817)	191 811	186 994	13 602	200 596
Foreign currency translation movements within equity	-	-	-	16 017	-	16 017	-	16 017	(16 017)	-
Acquisition of subsidiary with NCI portion	-	-	-	-	-	-	-	-	1 838	1 838
Share issue	42 488	(42 488)	-	-	-	-	-	-	-	-
Buyback and cancellation of shares	(510 000)	-	(510 000)	-	-	-	-	(510 000)	-	(510 000)
Issue of new shares	510 000	-	510 000	-	-	-	-	510 000	-	510 000
Dividends	-	-	-	-	-	-	(48 000)	(48 000)	(10 832)	(58 832)
Increase in interest of subsidiary	-	-	-	-	-	-	(4 135)	(4 135)	(866)	(5 001)
Total contributions by and distributions to owners of company recognised directly in equity	42 488	(42 488)	-	16 017	-	16 017	(52 135)	(36 118)	(25 877)	(61 995)

Cartrack Holdings Limited

(Registration number 2005/036316/06)

Consolidated Annual Financial Statements for the year ended 29 February 2016

Consolidated Statement of Changes in Equity

	Share capital	Share premium	Total share capital	Foreign currency translation reserve	Treasury shares	Total reserves	Retained income	Total attributable to equity holders of the group / company	Non-controlling interest	Total equity
Figures in Rand thousand										
Balance at 01 March 2015 as restated	42 488	-	42 488	32 251	-	32 251	285 632	360 371	13 391	373 762
Profit for the year	-	-	-	-	-	-	239 674	239 674	19 813	259 487
Other comprehensive income	-	-	-	6 168	-	6 168	-	6 168	(2 769)	3 399
Total comprehensive income for the year	-	-	-	6 168	-	6 168	239 674	245 842	17 044	262 886
Purchase of shares for Share Incentive Scheme (Treasury shares)	-	-	-	-	(12 105)	(12 105)	-	(12 105)	-	(12 105)
Dividends	-	-	-	-	-	-	(150 000)	(150 000)	(14 048)	(164 048)
Total contributions by and distributions to owners of company recognised directly in equity	-	-	-	-	(12 105)	(12 105)	(150 000)	(162 105)	(14 048)	(176 153)
Balance at 29 February 2016	42 488	-	42 488	38 419	(12 105)	26 314	375 306	444 108	16 387	460 495
Note(s)	12	12	12		15					

* R142 is not displaying due to rounding.

Cartrack Holdings Limited

(Registration number 2005/036316/06)

Consolidated Annual Financial Statements for the year ended 29 February 2016

Consolidated Statement of Cash Flows

Figures in Rand thousand	Note(s)	2016	Restated 2015	Restated 2014
Cash flows from operating activities				
Cash generated from operations	23	391 752	343 834	276 326
Interest income	18	6 256	4 533	1 742
Finance costs	20	(3 502)	(360)	(739)
Tax paid	24	(133 120)	(81 491)	(62 410)
Net cash from operating activities		261 386	266 516	214 919
Cash flows from investing activities				
Purchase of property, plant and equipment		(158 216)	(119 700)	(80 470)
Sale of property, plant and equipment		3 923	4 651	3 170
Acquisition of subsidiaries, net of cash acquired	25	(15)	(53 428)	2 367
Net cash from investing activities		(154 308)	(168 477)	(74 933)
Cash flows from financing activities				
Proceeds on share issue*	12	-	*	-
Increase in loans from related parties		243	497	-
Decrease in loans to related parties		3 639	29 777	95 875
Finance lease (payments) / receipts		(1 596)	3 576	212
Purchase of shares for Share Incentive Scheme (Treasury shares)		(12 105)	-	-
Dividends paid		(164 048)	(58 832)	(205 665)
Acquisitions resulting in increase in control of subsidiaries		-	(5 001)	-
Buyback of company's own shares		-	(510 000)	-
Proceeds of share issue		-	510 000	-
Net cash from financing activities		(173 867)	(29 983)	(109 578)
Total cash movement for the period		(66 789)	68 056	30 408
Cash at the beginning of the period		109 933	41 657	12 826
Effect of exchange rate movement on cash balances		1 850	220	(1 577)
Total cash at end of the period	11	44 994	109 933	41 657

*R300 not displaying due to rounding.

Cartrack Holdings Limited

(Registration number 2005/036316/06)

Consolidated Annual Financial Statements for the year ended 29 February 2016

Accounting Policies

1. PRESENTATION OF GROUP AND COMPANY FINANCIAL STATEMENTS

REPORTING ENTITY

Cartrack Holdings Limited is a company domiciled in the Republic of South Africa. These consolidated financial statements for the year ended 29 February 2016 comprise the company and its subsidiaries (collectively the “group” and individually “group companies”). The group is primarily involved in the design, development and installation of telematics technology, data collection and analysis and the delivery of fleet and mobile asset management solutions delivered as Software-as-a-service (‘SAAS’) and the tracking and recovery of vehicles.

STATEMENT OF COMPLIANCE

The consolidated financial statements are prepared in compliance with JSE Listings Requirements, International Financial Reporting Standards (IFRS) and Interpretations of those standards, as issued by the International Accounting Standards Board (IASB), the financial reporting pronouncements as issued by the FRSC (Financial Reporting Standards Council) that are relevant to its operations and have been effective for the annual reporting period ending 29 February 2016, and the SAICA Financial Reporting Guides as issued by the Accounting Practices Committee and the South African Companies Act, No 71 of 2008, as amended. The annual financial statements were approved for issue by the board of directors on 30 May 2016 and are subject to approval by the annual general meeting of shareholders, on 21 July 2016.

Accounting policies are consistent with the previous period except for the adoption of new standards and interpretations referred to in note 3.

BASIS OF MEASUREMENT

The consolidated financial statements have been prepared on the historical cost basis, except for the measurement of certain financial assets and liabilities at fair value.

FUNCTIONAL AND PRESENTATION CURRENCY

These consolidated financial statements are presented in South African Rand (ZAR), which is the company’s functional currency. All financial information presented has been rounded off to the nearest thousand Rand.

GOING CONCERN

The consolidated financial statements are prepared on the going-concern basis as the directors believe that funds will be available to finance future operations and that the realisation of assets and settlement of liabilities, contingent obligations and commitments will occur in the ordinary course of business.

During the year there has been a correction of an accounting error which is detailed in note 2.

1.1 CONSOLIDATION

BASIS OF CONSOLIDATION

The consolidated financial statements reflect the financial results of the group. All financial results are consolidated with similar items on a line-by-line basis.

Inter-company transactions, balances and unrealised gains and losses between entities are eliminated on consolidation. To the extent that a loss on a transaction provides evidence of a reduction in the net realisable value of current assets or an impairment loss of a non-current asset, that loss is charged to the income statement.

Cartrack Holdings Limited

(Registration number 2005/036316/06)

Consolidated Annual Financial Statements for the year ended 29 February 2016

Accounting Policies

1.1 CONSOLIDATION (continued)

FOREIGN OPERATIONS

On consolidation, differences arising from the translation of the net investment in a foreign operation are recognised as other comprehensive income and are included in the foreign currency translation reserve. Differences arising from the translation of loans not designated as part of a net investment are recognised as gains/ (losses) in the Statement of Comprehensive Income, but do not form part of operating profit; differences arising from the translation of trade receivables and trade payables are recognised as gains/ (losses) within operating profit.

On disposal of all or part of the ownership interest in the foreign operation, the proportionate share of the related cumulative gains and losses previously recognised in the foreign currency translation reserve through the statement of comprehensive income are included in determining the profit or loss on disposal of that operation recognised in the income statement as part of the gain or loss on the disposal.

SUBSIDIARIES

Subsidiaries are entities controlled by the group. The group controls an entity when it is exposed to, or has rights to, variable returns from its involvement with the entity and has the ability to affect those returns through its power over the entity. The financial results of subsidiaries are consolidated into the group's results from acquisition date until loss of control.

BUSINESS COMBINATIONS

The acquisition method is used when a business is acquired. A business may comprise an entity, group of entities or an unincorporated operation including its operating assets and associated liabilities.

On acquisition date, fair values are attributed to the identifiable assets, liabilities and contingent liabilities. A non-controlling interest at acquisition date is measured at fair value or at its proportionate interest in the fair value of the net identifiable assets of the entity acquired on a transaction by transaction basis, including that component of the non-controlling interest which has a present ownership interest.

When there is a change in the interest in a subsidiary after control is obtained that does not result in a loss in control, the difference between the fair value of the consideration transferred and the amount by which the non-controlling interest is adjusted, is recognised directly in the statement of changes in equity.

The consideration transferred is the fair value of the group's contribution to the business combination in the form of assets transferred, shares issued, liabilities assumed or contingent consideration at the acquisition date. Any contingent consideration payable is recognised at fair value at the acquisition date. If the contingent consideration is classified as equity, it is not re-measured and settlement is accounted for within equity. Otherwise, subsequent changes to the fair value of the contingent consideration are recognised in the income statement. Transaction costs directly attributable to the acquisition are charged to the income statement.

On acquisition date, goodwill is recognised when the consideration transferred and the recognised amount of non-controlling interests exceeds the fair value of the net identifiable assets of the entity acquired. If the fair value of the net assets acquired is in excess of the aggregate consideration transferred, the group re-assesses whether it has correctly identified all of the assets acquired and all the liabilities assumed and reviews the procedures used to measure the amounts to be recognised at acquisition date. If the reassessment still results in an excess of fair value of net assets acquired over the aggregate consideration transferred, then the gain is recognised in profit or loss.

Goodwill is tested for impairment at each reporting date.

FOREIGN CURRENCY TRANSACTIONS

Transactions in foreign currencies are translated to the respective functional currency of the group company at exchange rates at the dates of the transactions.

Non-monetary assets and liabilities denominated in foreign currencies that are measured at fair value are translated to the functional currency at the exchange rate at the date that the fair value was determined. Non-monetary items in a foreign currency that are measured in terms of historical cost are translated using the exchange rate at the date of the transaction. Foreign currency differences are recognised in profit or loss.

Cartrack Holdings Limited

(Registration number 2005/036316/06)

Consolidated Annual Financial Statements for the year ended 29 February 2016

Accounting Policies

1.1 CONSOLIDATION (continued)

NON-CONTROLLING INTEREST

Non-controlling interests are measured at their proportionate share of the acquiree's identifiable net assets at the acquisition date.

1.2 FINANCIAL INSTRUMENTS

CLASSIFICATION

The group classifies financial assets and financial liabilities into the following categories:

- Loans and receivables
- Financial liabilities.

The classification is dependent on the purpose for which the financial instrument is acquired and the substance of the contractual arrangement. Management determines the classification of its financial assets at the time of the initial recognition and re-evaluates such designation at least at each reporting date.

Financial liabilities consist of trade and other payables and borrowings. These are subsequently measured at amortised cost using the effective interest rate method.

INITIAL RECOGNITION AND SUBSEQUENT MEASUREMENT

Financial instruments are recognised on the transaction date when the group becomes a party to the contractual provisions of the instruments and are derecognised when these contractual obligations are discharged, cancelled or expired.

Financial instruments are initially recognised and measured at their fair value.

Loans and receivables comprise of loans, trade receivables, cash and cash equivalents and other receivables and are subsequently stated at amortised cost using the effective interest rate method, less accumulated impairment losses.

IMPAIRMENT OF FINANCIAL ASSETS

An assessment is performed at each reporting date to determine whether objective evidence exists that a financial asset is impaired. Objective evidence that financial instruments are impaired includes indications of a debtor or group of debtors experiencing significant financial difficulty, default or delinquency of payments, the probability of a debtor entering bankruptcy, or other observable data indicating a measurable decrease in estimated future cash flows, such as economic conditions that correlate with defaults.

An impairment loss in respect of a financial asset measured at amortised cost is calculated as the difference between its carrying amount and the present value of the estimated future cash flows discounted at the asset's original effective interest rate.

Impairment losses are charged to the income statement and are included in the allowance against trade and other receivables. When a subsequent event causes the impairment loss to decrease, the impairment loss is reversed in the income statement. Loans and receivables, together with the associated allowance, are written off when there is no realistic prospect of future recovery.

Cartrack Holdings Limited

(Registration number 2005/036316/06)

Consolidated Annual Financial Statements for the year ended 29 February 2016

Accounting Policies

1.3 PROPERTY, PLANT AND EQUIPMENT

Property, plant and equipment is initially measured at cost.

Property, plant and equipment is subsequently carried at historical cost less accumulated depreciation and any impairment losses.

Capital rental units are units installed in customers' vehicles and the associated hardware is provided as part of a fixed term contract. The hardware and customer acquisition cost are capitalised over the duration of the contract which is usually 36 months. The group depreciates capital rental units on a straight-line basis over the term of the customer contract. The hardware, consumable charges and installation charges are depreciated in cost of sales. The acquisition costs comprising commission costs, motor vehicle lease costs and technician salaries are depreciated as part of operating expenses. If a contract with a customer is cancelled before the expiry of its contract term, the future unamortised cost is recognised immediately in the statement of other comprehensive income.

Property, plant and equipment are depreciated on the straight-line basis over their expected useful lives to their estimated residual value.

The useful lives of items of property, plant and equipment have been assessed as follows:

Item	Average useful life
Buildings	20-50 Years
Plant and equipment	5 Years
Furniture and fixtures	5 Years
Motor vehicles	4 years
Office equipment	5 years
IT equipment	3 years
Computer software	3 years
Leasehold improvements	3 years
Security equipment	5 years
Capital rental units	3 years

The residual value and useful life of each asset is reviewed at the end of each reporting period. If the expectations differ from previous estimates, the change is accounted for as a change in accounting estimate.

The carrying amount of property, plant and equipment will be derecognised on disposal or when no future economic benefits are expected from its use. Gains and losses on disposal of any items of property, plant and equipment are determined by comparing the proceeds from disposal with the carrying amount and are recognised in the income statement.

1.4 GOODWILL

For the measurement of goodwill at initial recognition, refer to accounting policy note 1.1.

Goodwill is measured at cost less any accumulated impairment losses. Impairment losses recognised as an expense in relation to goodwill are not subsequently reversed.

Goodwill is tested annually for impairment. The carrying amount of goodwill is compared to the recoverable amount, which is the higher of value in use and the fair value less costs to sell. Goodwill is allocated to cash-generating units for the purpose of impairment testing. The allocation is made to those cash-generating units or groups of cash-generating units that are expected to benefit from the business combination giving rise to goodwill. Each unit or group of units to which the goodwill is allocated represents the lowest level within the group at which the goodwill is monitored for internal management purposes.

On disposal of the relevant cash-generating unit or subsidiary, the attributable amount of goodwill is included in the determination of the profit or loss on disposal.

1.5 IMPAIRMENT OF NON-FINANCIAL ASSETS

The group's non-financial assets, other than deferred tax assets, are reviewed at each reporting date or whenever events or changes in circumstances indicate that the carrying amount may not be recoverable, to determine whether there is any indication of impairment.

Cartrack Holdings Limited

(Registration number 2005/036316/06)

Consolidated Annual Financial Statements for the year ended 29 February 2016

Accounting Policies

1.5 IMPAIRMENT OF NON-FINANCIAL ASSETS (continued)

The impairment loss charged to the income statement is the excess of the carrying amount over the recoverable amount.

Recoverable amounts are estimated for individual assets or, where an individual asset cannot generate cash inflows independently, the recoverable amount is determined for the larger cash-generating unit to which the asset belongs.

For the purposes of goodwill impairment testing, cash-generating units to which goodwill has been allocated are aggregated such that the level at which impairment is tested reflects the lowest level at which goodwill is monitored internally.

Impairment losses recognised in respect of cash-generating units are first allocated to reduce the carrying amount of the goodwill allocated to the unit and then to reduce the carrying amounts of the other assets in the unit on a pro rata basis relative to their carrying amounts.

With the exception of goodwill, a previously recognised impairment loss will be reversed insofar as estimates change as a result of an event occurring after the impairment loss was recognised.

An impairment loss is reversed only to the extent that the asset's carrying amount does not exceed the carrying amount that would have been determined had no impairment loss been recognised.

1.6 TAXATION

TAX EXPENSES

Current and deferred taxes are recognised as income or an expense and included in profit or loss for the period, except to the extent that the taxation arises from:

- a transaction or event which is recognised, in the same or a different period, as other comprehensive income, or as equity; or
- a business combination.

In such cases, current and deferred taxes are charged or credited to other comprehensive income.

Dividend withholding tax is currently payable at a rate of 15% on dividends distributed to equity holders of the group. This tax is not attributable to the company, but is collected by the company and paid to the tax authorities on behalf of the shareholder.

On receipt of a dividend by a company from an investment held in a tax jurisdiction outside that of the company, any dividend withholding tax payable is recognised as part of the current tax.

INCOME TAXATION ASSETS AND LIABILITIES

Income taxation for current and prior periods is, to the extent unpaid, recognised as a liability. If the amount already paid in respect of current and prior periods exceeds the amount due for those periods, the excess is recognised as an asset.

Income taxation liabilities (assets) for the current and prior periods are measured at the amount expected to be paid to (recovered from) the taxation authorities, using the taxation rates (and taxation laws) that have been enacted or substantively enacted by the end of the reporting period.

DEFERRED TAX ASSETS AND LIABILITIES

Deferred tax is provided by using the liability method, on all temporary differences between the carrying amount of assets and liabilities for accounting purposes and the amounts used for tax purposes.

The provision for deferred tax is calculated using enacted or substantively enacted tax rates at the reporting date that are expected to apply when the asset is realised or liability settled. A deferred tax asset is recognised to the extent that it is probable that future taxable profits will be available against which the deferred tax asset can be realised.

The provision of deferred tax assets and liabilities reflects the tax consequences that would follow from the expected recovery or settlement of the carrying amount of its assets and liabilities. Deferred tax assets and liabilities are offset when the related income taxes are levied by the same taxation authority, there is a legally enforceable right to offset and there is an intention to settle the balances on a net basis.

Cartrack Holdings Limited

(Registration number 2005/036316/06)

Consolidated Annual Financial Statements for the year ended 29 February 2016

Accounting Policies

1.7 LEASES

Leases where the group assumes substantially all the benefits and risks of ownership, are classified as finance leases. Finance leases are capitalised as property, plant and equipment at the lower of fair value or the present value of the minimum lease payments at the inception of the lease with an equivalent amount being stated as a finance lease liability as part of debt.

The capitalised amount is depreciated over the asset's useful life to the expected residual value. Lease payments are allocated between capital repayments and finance expenses using the effective interest rate method.

Leases of assets under which all the risks and benefits of ownership are effectively retained by the lessor are classified as operating leases. Lease payments under an operating lease are charged to the income statement over the lease term on a straight-line basis.

1.8 INVENTORIES

Inventories are stated at the lower of cost and net realisable value. Net realisable value is the estimated selling price in the ordinary course of business less the estimated costs of completion and the estimated costs necessary to make the sale.

The cost of inventories comprises all costs of purchase, costs of conversion and other costs incurred in bringing the inventories to their present location and condition. Manufacturing costs include an allocated portion of production overheads which are directly attributable to the cost of manufacturing such inventory. The costs attributable to any inefficiencies in the production process are charged to the income statement as incurred.

Cost is determined on a first-in first-out ("FIFO") or weighted average cost basis, depending on the nature of the group entity in which it is held. The cost of finished goods includes the cost of manufacturing.

1.9 SHARE CAPITAL AND EQUITY

An equity instrument is any contract that evidences a residual interest in the assets of an entity after deducting all of its liabilities. Ordinary shares are classified as equity.

TREASURY SHARES

Own equity instruments that are acquired (treasury shares) are recognised at cost and deducted from equity.

No gain or loss is recognised in profit or loss on the purchase, sale, issue or cancellation of the group's own equity instruments. Any difference between the carrying amount and the consideration, if reissued, is recognised in equity.

1.10 EMPLOYEE BENEFITS

SHORT-TERM AND LONG-TERM EMPLOYEE BENEFITS

Remuneration of employees is charged to the income statement. Short-term employee benefits are those that are expected to be settled completely within 12 months after the end of the reporting period in which the services have been rendered. Short-term employee benefit obligations are measured on an undiscounted basis and are charged to the income statement as the related service is provided. Long-term employee benefits are those benefits that are expected to be settled more than 12 months after the end of the reporting period in which the services have been rendered, and are discounted to their present value. An accrual is recognised for accumulated leave, incentive bonuses and other employee benefits when the group has a present legal or constructive obligation as a result of past service provided by the employee, and a reliable estimate of the amount can be made.

DEFINED CONTRIBUTION PLANS

Such plans are plans under which the group pays fixed contributions into a separate legal entity and has no legal or constructive obligation to pay further amounts. Contributions to defined contribution provident plans are charged to the income statement as an employee expense in the period in which related services are rendered, by the employee.

SHORT-TERM BENEFITS – BONUS

The group recognises a liability and an expense for bonuses based on the achievement of defined key performance criteria. An accrual is recognised where the group is contractually obliged or where there is a past practice that has created a constructive obligation.

Cartrack Holdings Limited

(Registration number 2005/036316/06)

Consolidated Annual Financial Statements for the year ended 29 February 2016

Accounting Policies

1.11 PROVISIONS AND CONTINGENCIES

Provisions are recognised when the group has a present legal or constructive obligation as a result of a past event for which it is probable that an outflow of resources will be required to settle the obligation and a reliable estimate can be made of the amount of the obligation.

Provision for estimated liabilities on the warranty provision is based on the recovery rate and claim histories.

Contingent assets and liabilities are not recognised, but are disclosed.

1.12 REVENUE

Revenue is measured at the fair value of consideration received or receivable for the sale of goods and services by the group in the ordinary course of its business activities. Revenue includes amounts earned from the sale of hardware, subscription revenue for vehicle tracking services provided to customers, subscription revenue for fleet management services provided to customers and revenue from the installation of vehicle tracking and fleet management solutions. Revenue is shown net of discounts, value added taxes (both locally and internationally) and after inter-company sales within the group have been eliminated.

HARDWARE AND INSTALLATIONS

Revenue from the sale of hardware and installation is recognised when:

- the group has transferred to the buyer the significant risks and rewards of ownership of the goods;
- the amount of revenue can be measured reliably;
- the installation is complete and tested successfully

SUBSCRIPTION REVENUE

Subscription-based revenue for vehicle tracking and fleet management services and ancillary services is recognised by reference to the stage of completion of the contract at the end of the reporting period.

INTEREST INCOME

Interest is recognised, in profit or loss, using the effective interest rate method.

DIVIDEND INCOME

Dividends are recognised in the statement of comprehensive income when the group's right to receive payment has been established.

Cartrack Holdings Limited

(Registration number 2005/036316/06)

Consolidated Annual Financial Statements for the year ended 29 February 2016

Accounting Policies

1.13 EARNINGS PER SHARE AND HEADLINE EARNINGS PER SHARE

EARNINGS PER SHARE

The group presents basic, diluted, headline and normalised earnings per share data for its ordinary shares.

BASIC EARNINGS PER SHARE

Basic earnings per share is calculated by dividing the profit or loss attributable to ordinary shareholders of the group by the weighted average number of ordinary shares outstanding during the year, adjusted for own shares held.

DILUTED EARNINGS PER SHARE

Diluted earnings per share is calculated by dividing the profit or loss attributable to ordinary shareholders of the group by the weighted average number of ordinary shares outstanding during the year, adjusted for possible dilutive effects of potential ordinary shares.

HEADLINE EARNINGS PER SHARE

The calculation of headline earnings per share is based on the net profit attributable to equity holders of the parent, after excluding certain remeasurements in terms of SAICA circular 2-2015, divided by the weighted average number of ordinary shares in issue during the year. The presentation of headline earnings is not an IFRS requirement, but is required for JSE-listed companies as defined by the South African Institute of Chartered Accountants. An itemised reconciliation of the adjustments to net profit attributable to equity holders of the parent is provided in note 30.

NORMALISED EARNINGS PER SHARE

The presentation of normalised earnings per share is not an IFRS or JSE requirement. Management presents this measure as a supplementary performance measure. Normalised earnings represents headline earnings plus/(less) any other unusual non-recurring and non-operating items not already taken into account in headline earnings. An itemised reconciliation of the adjustments to headline earnings is provided in note 32.

1.14 SEGMENT REPORTING

The group is organised into geographical business units that engage in business activities from which they earn revenue and incur expenses, including revenues and expenses that relate to transactions with any of the group's other components. The group has four reportable operating segments, each segment providing essentially the same or similar products and services to a homogenous target market, and for which discrete financial information is available. Segment performance is evaluated regularly by the group's Global CFO (Deputy CEO) and Global CEO to make decisions about resources to be allocated to the segment and to assess its performance.

Segment assets and liabilities comprise those operating assets and liabilities that are directly attributable to the segment.

1.15 MEASUREMENT OF FAIR VALUES

A number of the group's accounting policies and disclosures require the measurement of fair values, for both financial and non-financial assets and liabilities.

When measuring the fair value of an asset or liability, the group uses market observable data as far as possible. Fair values are categorised into different levels in a fair value hierarchy based on the inputs used in the valuation techniques as follows:

- Level 1 – quoted prices (unadjusted) in active markets for identical assets or liabilities.
- Level 2 – inputs other than quoted prices included in Level 1 that are observable for the asset or liability, either directly (ie as prices) or indirectly (ie derived from prices).
- Level 3 – inputs for the asset or liability that are not based on observable market data (unobservable inputs).

If the inputs used to measure the fair value of an asset or liability might be categorised in different levels of the fair value hierarchy, then the fair value measurement is categorised in its entirety in the same level of the fair value hierarchy as the lowest level input that is significant to the entire measurement.

The group recognises transfers between levels of the fair value hierarchy at the end of the reporting period during which the change has occurred.

Cartrack Holdings Limited

(Registration number 2005/036316/06)

Consolidated Annual Financial Statements for the year ended 29 February 2016

Accounting Policies

1.16 SHARE BASED PAYMENT

Executive members of management and certain senior employees occupying key positions are incentivised through the Cartrack Executive Share Incentive Scheme managed through a Trust ("the Trust"). The Trust creates notional units as a mechanism to determine the quantum of each beneficiary's rights, units being under-pinned by an equal in number of shares acquired by the Trust. Units are allocated to qualifying beneficiaries at no cost and subject to specific vesting criteria. Shares acquired by the Trust never vest in the beneficiaries. At the end of the relevant vesting period, and subject to the vesting criteria having being met, the Trustees, at their discretion, dispose of the relevant shares and distribute the proceeds to the beneficiaries in accordance with the provisions of the Trust Deed.

The costs of the Trust are expensed as incurred and the value of the notional units are recognised as an expense pro rata to the vesting period.

1.17 SIGNIFICANT JUDGEMENTS AND SOURCES OF ESTIMATION UNCERTAINTY

The group makes judgements, estimates and assumptions concerning the future when preparing the consolidated annual financial statements. Actual results may differ from these estimates.

Estimates and underlying assumptions are reviewed on an ongoing basis. Revisions to accounting estimates are recognised in the period in which the estimates are revised and in any future periods affected.

LOANS AND RECEIVABLES

Appropriate allowances for estimated irrecoverable amounts are recognised in profit or loss when there is objective evidence that the asset is impaired. Significant financial difficulties of the debtor, probability that the debtor will enter bankruptcy or financial reorganisation, and default or delinquency in payments (more than 90 days overdue) are considered indicators that the trade receivable is impaired. The allowance recognised is measured as the difference between the asset's carrying amount and the present value of estimated future cash flows discounted at the effective interest rate computed at initial recognition.

For all financial instruments carried at amortised cost where the effects of time value of money are not considered to be material, the instruments are not discounted as their face values approximate their amortised cost. The fair value of loans and receivables is estimated at the present value of future cash flows, discounted at the market interest rate at the reporting date for the purpose of disclosure.

ALLOWANCE FOR SLOW MOVING, DAMAGED AND OBSOLETE STOCK

An allowance to write stock down to the lower of cost or net realisable value has been provided. Management has made estimates of the selling prices and direct costs to sell on certain inventory items. The write down is included in the inventories note.

GOODWILL

The group tests goodwill for impairment on an annual basis, in accordance with the accounting policy disclosed in note 1.4.

The recoverable amounts of cash-generating units have been determined based on value-in-use calculations. These calculations are performed internally by the group and require the use of estimates and assumptions.

The input factors most sensitive to change are management estimates of future cash flows based on budgets and forecasts, growth rates and discount rates. Further detail on these assumptions has been disclosed in note 5. The group has performed a sensitivity analysis by varying these input factors by a reasonable margin and assessing whether the changes in input factors result in any of the goodwill allocated to appropriate cash-generating units being impaired.

TAXATION

The group operates in many countries and is subject to taxes in numerous jurisdictions. Significant judgement is required in determining the provision for taxes as the tax treatment is often by its nature complex. Amounts provided are accrued based on management's interpretation of country specific tax laws and the likelihood of settlement. Actual liabilities could differ from the amount provided.

Cartrack Holdings Limited

(Registration number 2005/036316/06)

Consolidated Annual Financial Statements for the year ended 29 February 2016

Accounting Policies

1.17 SIGNIFICANT JUDGEMENTS AND SOURCES OF ESTIMATION UNCERTAINTY (continued)

SUBSIDIARIES

Subsidiaries are entities controlled by the group. Control is achieved when the group is exposed, or has rights, to variable returns from its involvement with the investee and has the ability to affect those returns through its power over the investee.

The group also considers the following facts and circumstances in assessing whether it has power over an investee:

- (a) Contractual arrangements.
- (b) Rights arising from contractual arrangements.
- (c) Group's voting rights and potential voting rights.

The group re-assesses whether or not it controls an investee if facts and circumstances indicate changes to the elements of control.

RESIDUAL VALUES AND USEFUL LIVES OF PROPERTY, PLANT AND EQUIPMENT

The estimation of the useful lives of property, plant and equipment is based on historic performance as well as expectations about future use and therefore requires a significant degree of judgement to be applied by management. The depreciation rates used represent management's current best estimate of the useful lives of the assets.

WARRANTY CLAIMS

The group generally offers stolen vehicle warranties of up to R150,000 in the event of non-recovery of a vehicle, subject to various terms and conditions. Management estimates the related provision for future warranty claims based on the average recovery rate, historical claims and the probability of theft.

Cartrack Holdings Limited

(Registration number 2005/036316/06)

Consolidated Annual Financial Statements for the year ended 29 February 2016

Notes to the Consolidated Annual Financial Statements

2. Correction of Accounting Error

Group practice is to invoice subscriptions in advance and to defer recognising such subscriptions in revenue to the subsequent accounting period(s) to which they relate. During 2016 it has been identified that the deferral of advance billings has not been applied correctly in all circumstances.

In the ordinary course of business in South Africa and certain other African countries, a proportion of subscriber contracts are entered into on an annual basis and are invoiced, and paid, annually in advance. In the past, revenue has consistently been recognised on these annual contracts in full in the year of invoice. On the other hand, certain subscription billing was being incorrectly deferred to the subsequent month although it was in fact due in respect of the invoicing month.

With effect from the 2016 year this incorrect accounting treatment has been rectified such that the proportion of revenue invoiced in any accounting period is now deferred to the period to which it relates and recorded in the balance sheet as a current liability.

In giving effect to this correction in accounting treatment, the financial statements in respect of the two previous financial years have been restated.

The aggregate effect of the correction of accounting error on the consolidated annual financial statements is as follows:

Figures in Rand thousand

Consolidated Statement of Financial Position

Asset

Deferred tax asset net of liability

Previously stated	8 674	5 047
Adjustment	11 500	7 988
	20 174	13 035

Trade and other receivables

Previously stated	68 177	45 081
Adjustment	13 528	10 823
	81 705	55 904

Liabilities

Trade and other payables

Previously stated	(101 135)	(73 750)
Adjustment	(48 147)	(36 484)
	(149 282)	(110 234)

Income tax asset net of liability

Previously stated	(35 872)	(26 790)
Adjustment	(2 419)	(1 679)
	(38 291)	(28 469)

Equity

Retained Earnings Closing

Previously stated	(300 413)	(157 307)
Adjustment	14 781	11 351
	(285 632)	(145 956)

Cartrack Holdings Limited

(Registration number 2005/036316/06)

Consolidated Annual Financial Statements for the year ended 29 February 2016

Notes to the Consolidated Annual Financial Statements

Figures in Rand thousand

2015

2014

2. Correction of Accounting Error (continued)

Foreign currency translation reserve

Previously stated	(32 317)	(21 005)
Adjustment	66	(46)
	(32 251)	(21 051)

Non-controlling interest

Previously stated	(24 082)	(33 713)
Adjustment	10 691	8 047
	(13 391)	(25 666)

2014 Opening Retained Earnings

Previously stated	-	(204 587)
Adjustment	-	10 524
	-	(194 063)

2014 Non-controlling interest

Previously stated	-	(32 080)
Adjustment	-	(6 110)
	-	(38 190)

2014 Opening Foreign currency translation reserve

Previously stated	-	(11 452)
Adjustment	-	(77)
	-	(11 529)

Cartrack Holdings Limited

(Registration number 2005/036316/06)

Consolidated Annual Financial Statements for the year ended 29 February 2016

Notes to the Consolidated Annual Financial Statements

Figures in Rand thousand

2015

2014

2. Correction of Accounting Error (continued)

Consolidated Statement of Comprehensive Income

Revenue

Previously stated
Adjustment

843 701 637 020
(8 906) (4 263)

834 795 632 757

Taxation

Previously stated
Adjustment

(88 442) (74 130)
2 796 1 422

(85 646) (72 708)

Profit attributable to:

Owners of the parent

Previously stated
Adjustment

191 811 170 765
195 244 171 591
(3 433) (826)

16 157 10 920

Non-controlling interest

Previously stated
Adjustment

18 834 12 935
(2 677) (2 015)

207 968 181 685

Basic earnings per share (cents)

Previously stated
Adjustment

65 59
(1) -

64 59

Headline earnings per share (cents)

Previously stated
Adjustment

65 58
(1) -

64 58

Cartrack Holdings Limited

(Registration number 2005/036316/06)

Consolidated Annual Financial Statements for the year ended 29 February 2016

Notes to the Consolidated Annual Financial Statements

3. New Standards and Interpretations

3.1 Standards and interpretations effective and adopted in the current year

In the current year, the group has adopted the following standards and interpretations that are effective for the current financial year and that are relevant to its operations:

Amendment to IFRS 13: Fair Value Measurement: Annual improvements project

The amendment clarifies that references to financial assets and financial liabilities in paragraphs 48–51 and 53–56 should be read as applying to all contracts within the scope of, and accounted for in accordance with, IAS 39 or IFRS 9, regardless of whether they meet the definitions of financial assets or financial liabilities in IAS 32 Financial Instruments: Presentation.

The effective date of the amendment is for years beginning on or after 1 July 2014.

The company has adopted the amendment for the first time in the 2016 annual financial statements.

The impact of the amendment is not material.

Amendment to IAS 24: Related Party Disclosures: Annual improvements project

The definition of a related party has been amended to include an entity, or any member of a group of which it is a part, which provides key management personnel services to the reporting entity or to the parent of the reporting entity ("management entity"). Disclosure is required of payments made to the management entity for these services, but not of payments made by the management entity to its directors or employees.

The effective date of the amendment is for years beginning on or after 1 July 2014.

The company has adopted the amendment for the first time in the 2016 annual financial statements.

The impact of the amendment is not material.

Amendment to IFRS 7: Financial Instruments: Disclosures: Annual Improvements project

The amendment provides additional guidance regarding transfers with continuing involvement. Specifically, it provides that cash flows exclude cash collected which must be remitted to a transferee. It also provides that when an entity transfers a financial asset but retains the right to service the asset for a fee, that the entity should apply the existing guidance to consider whether it has continuing involvement in the asset.

The effective date of the amendment is for years beginning on or after 01 January 2016.

The group will adopt the amendment for the first time in the 2017 consolidated annual financial statements.

It is unlikely that the amendment will have a material impact on the group's consolidated annual financial statements.

Amendment to IAS 19: Employee Benefits: Annual Improvements project

The amendment clarifies that when a discount rate is determined for currencies where there is no deep market in high quality corporate bonds, then market yields on government bonds in that currency should be used.

The effective date of the amendment is for years beginning on or after 01 January 2016.

The group will adopt the amendment for the first time in the 2017 consolidated annual financial statements.

It is unlikely that the amendment will have a material impact on the group's consolidated annual financial statements.

Cartrack Holdings Limited

(Registration number 2005/036316/06)

Consolidated Annual Financial Statements for the year ended 29 February 2016

Notes to the Consolidated Annual Financial Statements

Disclosure Initiative: Amendment to IAS 1: Presentation of Financial Statements

The amendment provides new requirements when an entity presents subtotals in addition to those required by IAS 1 in its consolidated annual financial statements. It also provides amended guidance concerning the order of presentation of the notes in the consolidated annual financial statements, as well as guidance for identifying which accounting policies should be included. It further clarifies that an entity's share of comprehensive income of an associate or joint venture under the equity method shall be presented separately into its share of items that a) will not be reclassified subsequently to profit or loss and b) that will be reclassified subsequently to profit or loss.

The effective date of the amendment is for years beginning on or after 01 January 2016.

The group will adopt the amendment for the first time in the 2017 consolidated annual financial statements.

It is unlikely that the amendment will have a material impact on the group's consolidated annual financial statements.

Amendment to IAS 34: Interim Financial Reporting. Annual Improvements project

The amendment allows an entity to present disclosures required by paragraph 16A either in the interim consolidated annual financial statements or by cross reference to another report, for example, a risk report, provided that other report is available to users of the consolidated annual financial statements on the same terms as the interim consolidated annual financial statements and at the same time.

The effective date of the amendment is for years beginning on or after 01 January 2016.

The group will adopt the amendment for the first time in the 2017 consolidated annual financial statements.

It is unlikely that the amendment will have a material impact on the group's consolidated annual financial statements.

IFRS 9 Financial Instruments

IFRS 9 issued in November 2009, introduced new requirements for the classification and measurements of financial assets. IFRS 9 was subsequently amended in October 2010 to include requirements for the classification and measurement of financial liabilities and for derecognition, and in November 2013 to include the new requirements for general hedge accounting. Another revised version of IFRS 9 was issued in July 2014 mainly to include a) impairment requirements for financial assets and b) limited amendments to the classification and measurement requirements by introducing a "fair value through other comprehensive income" (FVTOCI) measurement category for certain simple debt instruments.

Key requirements of IFRS 9:

- All recognised financial assets that are within the scope of IAS 39 Financial Instruments: Recognition and Measurement are required to be subsequently measured at amortised cost or fair value. Specifically, debt investments that are held within a business model whose objective is to collect the contractual cash flows, and that have contractual cash flows that are solely payments of principal and interest on the outstanding principal are generally measured at amortised cost at the end of subsequent reporting periods. Debt instruments that are held within a business model whose objective is achieved by both collecting contractual cash flows and selling financial assets, and that have contractual terms of the financial asset give rise on specified dates to cash flows that are solely payments of principal and interest on outstanding principal, are measured at fair value through other comprehensive income. All other debt and equity investments are measured at fair value at the end of subsequent reporting periods. In addition, under IFRS 9, entities may make an irrevocable election to present subsequent changes in the fair value of an equity investment (that is not held for trading) in other comprehensive income with only dividend income generally recognised in profit or loss.
- With regard to the measurement of financial liabilities designated as at fair value through profit or loss, IFRS 9 requires that the amount of change in the fair value of the financial liability that is attributable to changes in the credit risk of the liability is presented in other comprehensive income, unless the recognition of the effect of the changes of the liability's credit risk in other comprehensive income would create or enlarge an accounting mismatch in profit or loss. Under IAS 39, the entire amount of the change in fair value of a financial liability designated as at fair value through profit or loss is presented in profit or loss.
- In relation to the impairment of financial assets, IFRS 9 requires an expected credit loss model, as opposed to an incurred credit loss model under IAS 39. The expected credit loss model requires an entity to account for expected credit losses and changes in those expected credit losses at each reporting date to reflect changes in credit risk since initial recognition. It is therefore no longer necessary for a credit event to have occurred before credit losses are recognised.

Cartrack Holdings Limited

(Registration number 2005/036316/06)

Consolidated Annual Financial Statements for the year ended 29 February 2016

Notes to the Consolidated Annual Financial Statements

- The new general hedge accounting requirements retain the three types of hedge accounting mechanisms currently available in IAS 39. Under IFRS 9, greater flexibility has been introduced to the types of transactions eligible for hedge accounting, specifically broadening the types of instruments that qualify for hedging instruments and the types of risk components of non-financial items that are eligible for hedge accounting. In addition, the effectiveness test has been replaced with the principal of an "economic relationship". Retrospective assessment of hedge effectiveness is also no longer required. Enhanced disclosure requirements about an entity's risk management activities have also been introduced.

The effective date of the standard is for years beginning on or after 01 January 2018.

The group expects to adopt the standard for the first time in the 2019 consolidated annual financial statements.

It is unlikely that the standard will have a material impact on the group's consolidated annual financial statements.

IFRS 15 Revenue from Contracts with Customers

IFRS 15 supersedes IAS 11 Construction contracts; IAS 18 Revenue; IFRIC 13 Customer Loyalty Programmes; IFRIC 15 Agreements for the construction of Real Estate; IFRIC 18 Transfers of Assets from Customers and SIC 31 Revenue - Barter Transactions Involving Advertising Services.

The core principle of IFRS 15 is that an entity recognises revenue to depict the transfer of promised goods or services to customers in an amount that reflects the consideration to which the entity expects to be entitled in exchange for those goods or services. An entity recognises revenue in accordance with that core principle by applying the following steps:

- Identify the contract(s) with a customer
- Identify the performance obligations in the contract
- Determine the transaction price
- Allocate the transaction price to the performance obligations in the contract
- Recognise revenue when (or as) the entity satisfies a performance obligation.

IFRS 15 also includes extensive new disclosure requirements.

The effective date of the standard is for years beginning on or after 01 January 2018.

The group expects to adopt the standard for the first time in the 2019 consolidated annual financial statements.

It is unlikely that the standard will have a material impact on the group's consolidated annual financial statements.

Cartrack Holdings Limited

(Registration number 2005/036316/06)

Consolidated Annual Financial Statements for the year ended 29 February 2016

Notes to the Consolidated Annual Financial Statements

IFRS 16 Leases

IFRS 16 Leases introduces a single lessee accounting model which requires a lessee to recognise assets and liabilities for all leases with a term of more than 12 months, unless the underlying asset is of low value. A lessee is required to recognise a right-of-use asset representing its right to use the underlying leased asset and a lease liability representing its obligation to make lease payments. A lessee measures right-of-use assets similarly to other non-financial assets (such as property, plant and equipment) and lease liabilities similarly to other financial liabilities. As a consequence, a lessee recognises depreciation of the right-of-use asset and interest on the lease liability, and also classifies cash repayments of the lease liability into a principal portion and an interest portion and presents them in the statement of cash flows applying IAS 7 Statement of Cash Flows.

IFRS 16 contains expanded disclosure requirements for lessees. Lessees will need to apply judgement in deciding upon the information to disclose to meet the objective of providing a basis for users of financial statements to assess the effect that leases have on the financial position, financial performance and cash flows of the lessee.

IFRS 16 substantially carries forward the lessor accounting requirements in IAS 17. Accordingly, a lessor continues to classify its leases as operating leases or finance leases, and to account for those two types of leases differently.

IFRS 16 also requires enhanced disclosures to be provided by lessors that will improve information disclosed about a lessor's risk exposure, particularly to residual value risk.

IFRS 16 supersedes the following Standards and Interpretations:

- (a) IAS 17 Leases;
- (b) IFRIC 4 Determining whether an Arrangement contains a Lease;
- (c) SIC-15 Operating Leases—Incentives; and
- (d) SIC-27 Evaluating the Substance of Transactions Involving the Legal Form of a Lease.

The effective date of the standard is for years beginning on or after 01 January 2019.

The group expects to adopt the standard for the first time in the 2019 consolidated annual financial statements.

It is unlikely that the standard will have a material impact on the group's consolidated annual financial statements.

Cartrack Holdings Limited

(Registration number 2005/036316/06)

Consolidated Annual Financial Statements for the year ended 29 February 2016

Notes to the Consolidated Annual Financial Statements

Figures in Rand thousand

4. Property, plant and equipment

	2016			2015			2014		
	Cost	Accumulated depreciation	Carrying value	Cost	Accumulated depreciation	Carrying value	Cost	Accumulated depreciation	Carrying value
Buildings	5 234	(942)	4 292	4 961	(212)	4 749	5 126	(82)	5 044
Plant and equipment	2 101	(1 211)	890	1 391	(1 004)	387	1 200	(1 044)	156
Furniture and fixtures	6 310	(2 785)	3 525	5 059	(1 751)	3 308	3 631	(1 506)	2 125
Motor vehicles	47 318	(24 652)	22 666	40 866	(20 988)	19 878	32 889	(16 893)	15 996
Office equipment	3 942	(3 227)	715	3 294	(1 907)	1 387	3 296	(1 181)	2 115
IT equipment	22 218	(13 730)	8 488	14 220	(9 206)	5 014	9 200	(6 795)	2 405
Computer software	1 533	(749)	784	814	(406)	408	505	(214)	291
Leasehold improvements	5 331	(5 331)	-	722	(666)	56	722	(541)	181
Security equipment	452	(372)	80	459	(283)	176	306	(238)	68
Other fixed assets	-	-	-	-	-	-	5 071	(2 144)	2 927
Capital rental units	310 267	(144 173)	166 094	174 570	(59 403)	115 167	147 135	(73 954)	73 181
Total	404 706	(197 172)	207 534	246 356	(95 826)	150 530	209 081	(104 592)	104 489

Cartrack Holdings Limited

(Registration number 2005/036316/06)

Consolidated Annual Financial Statements for the year ended 29 February 2016

Notes to the Consolidated Annual Financial Statements

Figures in Rand thousand

Reconciliation of property, plant and equipment - 2016

	Opening balance	Additions	Additions through business combinations	Disposals	Transfers and reclassifications	Translation adjustments	Depreciation	Total
Buildings	4 749	-	-	-	-	(45)	(412)	4 292
Plant and equipment	387	817	75	-	(297)	99	(191)	890
Furniture and fixtures	3 308	836	153	-	-	174	(946)	3 525
Motor vehicles	19 878	8 791	-	(1 317)	-	990	(5 676)	22 666
Office equipment	1 387	763	-	-	-	(1 111)	(324)	715
IT equipment	5 014	5 576	11	(22)	-	1 195	(3 286)	8 488
Computer software	408	610	30	-	-	8	(272)	784
Leasehold improvements	56	-	-	-	-	-	(56)	-
Capital rental units	115 167	140 554	-	(1 566)	297	3 043	(91 401)	166 094
Security equipment	176	-	-	-	-	-	(96)	80
	150 530	157 947	269	(2 905)	-	4 353	(102 660)	207 534

Cartrack Holdings Limited

(Registration number 2005/036316/06)

Consolidated Annual Financial Statements for the year ended 29 February 2016

Notes to the Consolidated Annual Financial Statements

Figures in Rand thousand

Reconciliation of property, plant and equipment - 2015

	Opening balance	Additions	Additions through business combinations	Disposals	Transfers and reclassifications	Translation adjustments	Depreciation	Total
Buildings	5 044	-	-	-	-	(105)	(190)	4 749
Plant and equipment	156	64	8	-	125	87	(53)	387
Furniture and fixtures	2 125	1 820	518	(223)	-	(175)	(757)	3 308
Motor vehicles	15 996	9 676	425	(2 310)	-	1 823	(5 732)	19 878
Office equipment	2 115	1 766	47	(1 251)	-	(593)	(697)	1 387
IT equipment	2 405	2 857	1 665	(130)	-	844	(2 627)	5 014
Computer software	291	145	201	-	-	(28)	(201)	408
Leasehold improvements	181	-	-	-	(125)	-	-	56
Capital rental units	73 181	100 354	-	-	2 926	-	(61 294)	115 167
Security equipment	68	154	-	-	-	-	(46)	176
Other fixed assets	2 927	-	-	-	(2 926)	(1)	-	-
	104 489	116 836	2 864	(3 914)	-	1 852	(71 597)	150 530

Cartrack Holdings Limited

(Registration number 2005/036316/06)

Consolidated Annual Financial Statements for the year ended 29 February 2016

Notes to the Consolidated Annual Financial Statements

Figures in Rand thousand

Reconciliation of property, plant and equipment - 2014

	Opening balance	Additions	Additions through business combinations	Disposals	Translation adjustments	Depreciation	Total
Buildings	2 512	2 112	-	-	444	(24)	5 044
Plant and equipment	53	166	-	-	(3)	(60)	156
Furniture and fixtures	267	1 035	1 275	(25)	(3)	(424)	2 125
Motor vehicles	15 551	5 841	-	(833)	92	(4 655)	15 996
Office equipment	1 359	965	-	-	228	(437)	2 115
IT equipment	1 344	-	2 661	-	(23)	(1 577)	2 405
Computer software	-	310	-	-	-	(19)	291
Leasehold improvements	354	-	-	-	-	(173)	181
Security equipment	66	47	-	-	-	(45)	68
Other fixed assets	-	-	4 294	-	(142)	(1 225)	2 927
Capital rental units	46 389	61 764	-	(1 480)	-	(33 492)	73 181
	67 895	72 240	8 230	(2 338)	593	(42 131)	104 489

Figures in Rand thousand

2016 2015 2014

Assets subject to finance lease (net carrying amount)

The carrying value of assets subject to finance lease agreements (refer note13) is as follows:

Motor vehicles	16 741	11 968	8 138
----------------	--------	--------	-------

A register containing the information required by Regulation 25(3) of the Companies Regulations, 2011 is available for inspection at the registered office of the company.

Cartrack Holdings Limited

(Registration number 2005/036316/06)

Consolidated Annual Financial Statements for the year ended 29 February 2016

Notes to the Consolidated Annual Financial Statements

5. Goodwill

Goodwill is allocated to cash generating units (CGUs) within the reportable segments.

	South Africa	Africa - Other	Europe	Asia & Middle East	Total
Balance 1 March 2013	1 499	80 756	-	-	82 255
Additions	-	1 763	-	899	2 662
Translation adjustments	-	14 400	-	116	14 516
28 February 2014	1 499	96 919	-	1 015	99 433
Additions	-	382	45 041	471	45 894
Translation adjustments	-	1 955	(3 390)	377	(1 058)
28 February 2015	1 499	99 256	41 651	1 863	144 269
Additions	157	-	-	-	157
Translation adjustments	-	(3 074)	14 031	628	11 585
29 February 2016	1 656	96 182	55 682	2 491	156 011

Impairment testing

The group performs goodwill impairment testing on an annual basis.

The recoverable amount of the cash generating units is determined using a discounted cash flow technique, which requires the use of assumptions. The cash flow projections are based on financial budgets and forecasts covering a five year period. The cash flow projections include specific estimates for five years and a terminal growth rate thereafter.

The key assumptions used for the projection of cash flows are:

Assumption	Approach used in determining values
Compound annual growth rate (CAG%) of subscriber base	This is the average annual compound growth rate in the subscriber base that is derived from the forecast acquisition of new subscribers less cancellations ("churn") from year 1 (the budget period) through to year 5. Thereafter a terminal value has been calculated assuming a 3% per annum growth rate in net cash flow after year 5. The growth rate applied for the acquisition of new subscribers is considered to be the main driver of revenue, profitability and hence free cash flow. CGUs are at different maturity levels in their business cycles and hence will reflect considerably different growth rates; the various geographical markets the CGUs operate within also have differences in their economics which have been taken into consideration. The growth rate determined by management is based on historical data from both external and internal sources and is consistent with reported global telematics growth forecasts for the medium to long term and with the assumptions that a market participant would make.
Discount rates	The rate reflects the specific risks relating to the country and industry in which the entity operates.
Other cashflow assumptions	Revenue forecasts are based on 2016 selling price structures without any inflationary impact. Operating costs assume appropriate increases for both inflationary and infrastructural increases. Capital expenditure and working capital requirements to support the forecast growth have been taken into account. Exchange rates ruling at 29 February 2016 have been applied throughout the 5 year forecast period.

Cartrack Holdings Limited

(Registration number 2005/036316/06)

Consolidated Annual Financial Statements for the year ended 29 February 2016

Notes to the Consolidated Annual Financial Statements

5. Goodwill (continued)

The following CAG and discount rates have been applied to the CGUs within each operating segment:

29 February 2016				
	South Africa	Africa	Europe	Asia
Compound annual growth rate in subscribers	12 %	19 %	25 %	38 %
Discount rate	20 %	34 %	19 %	10 %

28 February 2015				
	South Africa	Africa	Europe	Asia
Compound annual growth rate in subscribers	10 %	8 %	10 %	10 %
Discount rate	20 %	20 %	20 %	20 %

Management has reassessed the risks applicable to each operating segment and the projections for growth of each CGU within the segments. This has resulted in a greater variability in both projected growth rates and discount (risk) rates being applied in the 2016 goodwill impairment testing process compared to 2015 and is considered more comprehensive and appropriate.

Based on the above assumptions and calculations it was determined that there was sufficient headroom above goodwill, therefore no impairment was necessary.

Sensitivity analysis

To test the sensitivity of the two key assumptions, being the future compound subscriber growth rate and the discount rate (i.e risk profile), the following changes have been made to these factors:

- **Compound annual subscriber growth rate:** the projected growth rates per segment have been adjusted downwards in South Africa by 2%, Africa by 4%, Europe by 2% and Asia by 2%.
- **Discount rate:** the projected discount rates per segment have been increased by 5%.

The adjusted growth and discount rates on which the sensitivity has been based are shown in the table below:

Key assumptions - sensitivity analysis 29 February 2016				
	South Africa	Africa	Europe	Asia
Compound annual growth rate in subscribers	10 %	15 %	23 %	36 %
Discount rates	25 %	39 %	24 %	15 %

Based on these independently downward adjusted growth rate assumptions and increased risk assumptions, there remains sufficient headroom above goodwill so as not to require any impairment.

Cartrack Holdings Limited

(Registration number 2005/036316/06)

Consolidated Annual Financial Statements for the year ended 29 February 2016

Notes to the Consolidated Annual Financial Statements

Figures in Rand thousand

	2016	2015	2014
--	------	------	------

6. Deferred tax

Deferred tax	33 477	20 174	13 035
--------------	---------------	---------------	---------------

The deferred tax asset and deferred tax liability have not been set off: The reconciliation is shown below:

Deferred tax liability	(1 040)	(236)	(1)
Deferred tax asset	34 517	20 410	13 036
Total net deferred tax asset (liability)	33 477	20 174	13 035

Reconciliation of deferred tax asset / (liability)

At beginning of year	20 174	13 035	4 867
Increases in income received in advance	3 840	3 976	8 493
Increase in tangible fixed assets	5 996	365	(217)
Increase in allowances for doubtful debts	1 182	108	60
Increase / (decrease) in accruals	(518)	1 265	(168)
Unutilised assessed loss	768	1 425	-
Assets held under finance leases	2 035	-	-
	33 477	20 174	13 035

7. Inventories

Finished goods	86 122	60 984	31 562
Consumables	3 012	1 942	1 178
	89 134	62 926	32 740
Inventories (write-downs)	(816)	(394)	-
	88 318	62 532	32 740

The group has identified certain inventory which requires impairment and this has been written off to cost of sales.

Cartrack Holdings Limited

(Registration number 2005/036316/06)

Consolidated Annual Financial Statements for the year ended 29 February 2016

Notes to the Consolidated Annual Financial Statements

8. Interests in subsidiaries

The following table lists the entities which are controlled by the group.

Name of company	Held by	Country of incorporation	% voting power and holding 2016	% voting power and holding 2015	% voting power and holding 2014
Cartrack (Pty) Ltd	Cartrack Holdings Ltd	South Africa	100.00 %	100.00 %	100.00 %
Cartrack Tanzania Ltd	Cartrack Holdings Ltd	Tanzania	60.00 %	60.00 %	60.00 %
Retriever Ltd	Cartrack Holdings Ltd	Kenya	85.00 %	85.00 %	85.00 %
Retriever Rwanda Ltd	Cartrack Holdings Ltd	Rwanda	60.00 %	60.00 %	- %
Cartrack Engineering Technologies Ltd	Cartrack Holdings Ltd	Nigeria	99.99 %	99.99 %	- %
Cartrack Namibia (Pty) Ltd	Cartrack Holdings Ltd	Namibia	100.00 %	100.00 %	100.00 %
Cartrack Technologies (Pty) Ltd	Cartrack Holdings Ltd	South Africa	100.00 %	100.00 %	- %
Cartrack Technologies Asia Pte. Ltd	Cartrack Holdings Ltd	Singapore	100.00 %	100.00 %	100.00 %
Cartrack Manufacturing (Pty) Ltd	Cartrack Holdings Ltd	South Africa	100.00 %	- %	- %
Cartrack Management Services (Pty) Ltd	Cartrack Holdings Ltd	South Africa	100.00 %	- %	- %
PT. Cartrack Technologies Indonesia	Cartrack Technologies Asia Pte.Ltd	Indonesia	65.00 %	65.00 %	- %
Cartrack Investments UK Ltd	Cartrack Technologies Asia Pte.Ltd	United Kingdom	100.00 %	100.00 %	- %
Cartrack Technologies (China) Ltd	Cartrack Technologies Asia Pte.Ltd	China	90.00 %	90.00 %	- %
Cartrack Malaysia SDN.BHD	Cartrack Technologies Asia Pte.Ltd	Malaysia	100.00 %	100.00 %	- %
Cartrack Technologies LLC	Cartrack Technologies Asia Pte.Ltd	United Arab Emirates	100.00 %	100.00 %	- %
Cartrack Technologies PHL.INC	Cartrack Technologies Asia Pte.Ltd	Philippines	51.00 %	51.00 %	- %
Cartrack Technologies South East Asia Pte.Ltd	Cartrack Technologies Asia Pte.Ltd	Singapore	100.00 %	100.00 %	100.00 %
Cartrack Technologies (Thailand) Company Ltd	Cartrack Technologies Asia Pte.Ltd	Thailand	100.00 %	100.00 %	- %
Cartrack Limitada	Cartrack (Pty) Ltd	Mozambique	50.00 %	50.00 %	50.00 %
Cartrack Polska.SP.ZO.O	Cartrack (Pty) Ltd	Poland	90.91 %	90.91 %	100.00 %
Cartrack Fleet Management (Pty) Ltd	Cartrack (Pty) Ltd	South Africa	74.00 %	74.00 %	74.00 %
Cartrack North East (Pty) Ltd	Cartrack (Pty) Ltd	South Africa	75.50 %	75.50 %	50.50 %
Combined Telematic Services (Pty) Ltd	Cartrack (Pty) Ltd	South Africa	49.00 %	49.00 %	100.00 %
Plexique (Pty) Ltd	Cartrack (Pty) Ltd	South Africa	100.00 %	100.00 %	100.00 %
Zonke Bonke Telecoms (Pty) Ltd	Cartrack (Pty) Ltd	South Africa	100.00 %	100.00 %	100.00 %
Cartrack Europe SGPS, S.A.	Cartrack Investments UK Ltd	Portugal	100.00 %	100.00 %	- %
Cartrack Capital SGPS, S.A.	Cartrack Investments UK Ltd	Portugal	100.00 %	100.00 %	- %
Cartrack - Sistema de Controlo e Identificacao de Veiculos, S.A	Cartrack Europe SGPS, S.A	Portugal	100.00 %	100.00 %	- %
Cartrack Espana, S.L	Cartrack Capital SGPS, S.A	Spain	100.00 %	100.00 %	- %

Cartrack Holdings Limited

(Registration number 2005/036316/06)

Consolidated Annual Financial Statements for the year ended 29 February 2016

Notes to the Consolidated Annual Financial Statements

Figures in Rand thousand	2016	2015	2014
9. Loans to related parties			
Holding company			
Onecell Holdings (Pty) Ltd This loan is unsecured, bears no interest and has no fixed terms of repayment.	-	(29)	-
	-	(29)	-
Subsidiaries			
Cartrack Technologies Asia Pte. Ltd This loan is unsecured, bears no interest and has no fixed terms of repayment.	-	-	(730)
Cartrack Polska SP. ZO.O This loan is unsecured, bears no interest and has no fixed terms of repayment.	-	-	5 656
Cartrack Engineering Technologies Ltd This loan is unsecured, bears no interest and has no fixed terms of repayment.	-	-	943
Retriever Rwanda Limited This loan is unsecured, bears no interest and has no fixed terms of repayment.	-	-	183
	-	-	6 052
Related Parties			
A.H. Nyimbo This loan is unsecured, bears no interest and has no fixed terms of repayment.	(1 478)	(960)	-
P. Lim This loan is unsecured, bears no interest and has no fixed terms of repayment.	-	(245)	-
S.M. Machel Jr This loan is unsecured, bears no interest and has no fixed terms of repayment.	-	-	3 811
Pro-Fit Fitment Centre (Pty) Ltd This loan is unsecured, bears no interest and has no fixed terms of repayment.	1 624	1 623	5
Garoca Management Services (Pty) Ltd This loan is unsecured, bears no interest and has no fixed terms of repayment.	-	-	20 300
Cartrack Education Fund (Non Profit Company) This loan is unsecured, bears no interest and has no fixed terms of repayment.	-	1 573	2 075
Onecell Community Services (Pty) Ltd This loan is unsecured, bears no interest and has no fixed terms of repayment.	-	2 066	2 066
Onecell Community Phones (Pty) Ltd This loan is unsecured, bears no interest and has no fixed terms of repayment.	-	-	(7)
	146	4 057	28 250
Current assets	1 624	5 263	35 040
Current liabilities	(1 478)	(1 235)	(738)
	146	4 028	34 302
10. Trade and other receivables			
Trade receivables	126 272	73 285	41 373
Impairment of trade receivables	(19 509)	(6 649)	(4 552)
	106 763	66 636	36 821
Prepayments	12 031	7 836	14 083
Deposits	4 616	827	621
Sundry Debtors	3 512	5 681	4 367
Vat Receivable	1 733	725	12
	128 655	81 705	55 904

Cartrack Holdings Limited

(Registration number 2005/036316/06)

Consolidated Annual Financial Statements for the year ended 29 February 2016

Notes to the Consolidated Annual Financial Statements

Figures in Rand thousand

	2016	2015	2014
--	------	------	------

10. Trade and other receivables (continued)

Credit quality of trade and other receivables

The credit quality of trade and other receivables can be assessed by reference to historical information. Significant financial difficulties of the debtor, probability that the debtor will enter bankruptcy, legal handover, financial reorganisation and default or delinquency in payments (more than 30 days overdue) are considered indicators that the trade receivable is impaired.

Trade receivables not impaired

The ageing of amounts not impaired is as follows:

Not past due	58 991	49 039	29 609
1 month past due	15 719	6 540	1 242
2 months past due	11 412	3 976	970
3 months past due	20 641	7 081	5 000
	106 763	66 636	36 821

Reconciliation of allowance for impairment of trade and other receivables

Opening balance	(6 649)	(4 552)	(4 219)
Allowance for impairment	(13 180)	(2 097)	(333)
Amounts utilised	320	-	-
	(19 509)	(6 649)	(4 552)

The Rand equivalent carrying amounts of trade and other receivables are denominated in the following currencies:

Rand	45 586	34 627	37 417
Singapore dollar	6 994	3 380	2 233
Mozambique Metical	28 586	18 156	2 372
Euro	13 155	8 792	-
Nigerian Naira	5 295	1 056	-
Kenyan Shillings	8 963	6 419	4 876
Tanzanian Shillings	8 868	6 499	5 953
Polish Zloty	6 428	937	2 663
Other	4 780	1 839	390
Total	128 655	81 705	55 904

The creation and release of allowances for impaired receivables have been included in operating expenses.

11. Cash and cash equivalents

Cash and cash equivalents consist of:

Cash on hand	326	92	312
Bank balances	41 943	46 698	23 388
Short-term deposits	2 912	63 257	17 957
Bank overdraft	(187)	(114)	-
	44 994	109 933	41 657
Current assets	45 181	110 047	41 657
Current liabilities	(187)	(114)	-
	44 994	109 933	41 657

Cartrack Holdings Limited

(Registration number 2005/036316/06)

Consolidated Annual Financial Statements for the year ended 29 February 2016

Notes to the Consolidated Annual Financial Statements

Figures in Rand thousand	2016	2015	2014
12. Share capital			
Authorised			
1 000 000 000 Ordinary shares of no par value	1 000 000	1 000 000	-
1 000 Ordinary shares of R1 each at par value	-	-	1
	1 000 000	1 000 000	1
700 000 000 unissued ordinary shares are under the control of the directors in terms of a resolution passed at the AGM on 25 August 2015.			
Reconciliation of number of shares issued:			
Reported as at beginning of year	300 000	*	*
Issue of no par value	-	300 000	-
Issue of par value shares - ordinary shares	-	-	*
	300 000	300 000	*
* Amounts not displaying due to rounding.			
Issued			
300 000 000 ordinary shares of no par value	42 488	42 488	42 488
13. Finance lease obligation			
Minimum lease payments due			
- within one year	7 599	6 218	3 527
- in second to fifth year inclusive	8 288	6 680	4 863
	15 887	12 898	8 390
less: future finance charges	(1 494)	(1 062)	(694)
Present value of minimum lease payments	14 393	11 836	7 696
Non-current liabilities	7 789	5 618	4 169
Current liabilities	6 604	6 218	3 527
	14 393	11 836	7 696
It is group policy to lease certain motor vehicles under finance leases.			
The average lease term is 3 years and leases bear interest at prime-linked interest rates.			
The group's obligations under finance leases are secured by the lessor's charge over the leased assets.			
14. Trade and other payables			
Trade payables	20 589	40 047	13 060
Amounts received in advance	85 488	68 980	55 070
Accrued expenses	34 047	15 033	19 059
Sundry creditors	4 761	16 454	17 009
Vat Payable	14 200	8 768	6 036
	159 085	149 282	110 234

Cartrack Holdings Limited

(Registration number 2005/036316/06)

Consolidated Annual Financial Statements for the year ended 29 February 2016

Notes to the Consolidated Annual Financial Statements

15. Share based payments

	Number of shares	Weighted average purchase price (Rands)	Total value R'000
Treasury shares acquired (equivalent notional units available for allocation to beneficiaries of the Executive Share Incentive Scheme)	1 234 000	9.81	12 105
Notional units allocated	869 000	-	-
Balance of units available for allocation	365 000	-	-

Refer to note 1.16 for additional information on the share incentive scheme.

The share based payment liability is R 4 010 499 (2015: R -).

Figures in Rand thousand

2016	2015	2014
------	------	------

16. Revenue

Sale of hardware	147 360	130 685	160 542
Subscription revenue	842 095	702 267	467 394
Rental income	-	-	10
Sundry sales	16 026	1 843	4 811
	1 005 481	834 795	632 757

17. Operating profit

Operating profit for the year is stated after accounting for the following:

Operating lease charges

Premises			
• Lease charges	23 068	15 007	8 610
Motor vehicles			
• Lease charges	5 844	2 913	2 686
Equipment			
• Lease charges	-	14	2
	28 912	17 934	11 298

Profit on sale of property, plant and equipment	1 019	738	833
Net operating foreign exchange gain	11 332	433	-
Depreciation on property, plant and equipment	102 660	71 597	42 131
Employee costs	255 557	209 119	148 348

18. Investment revenue

Interest income

Bank	6 256	4 533	1 742
------	-------	-------	-------

19. Net non-operating foreign exchange gain

Net gain	15 667	-	-
----------	--------	---	---

Net non-operating foreign exchange gain comprises: R20 649 015 gain on settlement of intercompany loan to Cartrack Asia Pte.Ltd due to the depreciation of the Rand against the Singapore Dollar and exchange losses on other intercompany loans totalling R4 982 370.

Cartrack Holdings Limited

(Registration number 2005/036316/06)

Consolidated Annual Financial Statements for the year ended 29 February 2016

Notes to the Consolidated Annual Financial Statements

Figures in Rand thousand	2016	2015	2014
20. Finance costs			
Finance leases	961	564	472
Bank	3 502	360	739
	4 463	924	1 211
21. Taxation			
Major components of the tax expense			
Current			
Local income tax - current period	114 547	91 313	72 734
Local income tax - prior period	1 434	-	-
	115 981	91 313	72 734
Deferred			
Deferred tax	(10 060)	(5 667)	(26)
Deferred tax - prior period	(3 142)	-	-
	(13 202)	(5 667)	(26)
	102 779	85 646	72 708
Reconciliation of the tax expense			
Reconciliation between accounting profit and tax expense.			
Accounting profit	362 266	293 614	254 393
Tax at the applicable tax rate of 28% (2015: 28%; 2014: 28%)	101 434	82 212	71 230
Tax effect of adjustments on taxable income			
Utilisation of previously unrecognised tax losses	(1 311)	3 160	-
Foreign tax differential	(2 452)	2 249	1 302
Non-taxable income	(4 064)	(3 223)	(298)
Non-deductible expenses	8 756	1 248	474
Current year losses for which no deferred tax asset is recognised	2 124	-	-
Prior year deferred tax adjustment	(3 142)	-	-
Prior year income tax adjustment	1 434	-	-
	102 779	85 646	72 708

The income tax rate for the subsidiaries in South Africa is 28% and the foreign owned subsidiaries are taxed at the tax rate applicable in their countries.

Cartrack Holdings Limited

(Registration number 2005/036316/06)

Consolidated Annual Financial Statements for the year ended 29 February 2016

Notes to the Consolidated Annual Financial Statements

22. Other comprehensive income for the year net of taxation

2016	Foreign currency translation reserve R'000	Non- controlling interest R'000	Net R'000
Exchange differences on translation of foreign operations	6 168	(2 769)	3 399
<hr/>			
2015	Foreign currency translation reserve R'000	Non- controlling interest R'000	Net R'000
Exchange differences on translation of foreign operations	(4 817)	(2 555)	(7 372)
<hr/>			
2014	Foreign currency translation reserve R'000	Non- controlling interest R'000	Net R'000
Exchange differences on translation of foreign operations	9 552	8 724	18 276
<hr/>			

Figures in Rand thousand

2016	2015	2014
------	------	------

23. Cash generated from operations

Profit before taxation	362 266	293 614	254 393
Adjustments for:			
Depreciation	102 660	71 597	42 131
Profit on disposal of property, plant and equipment	(1 019)	(738)	(833)
Net operating foreign exchange gain	(11 332)	(433)	-
Investment income	(6 256)	(4 533)	(1 742)
Finance costs	4 463	924	1 211
Changes in working capital:			
Increase in inventories	(25 786)	(29 792)	(11 304)
Increase in trade and other receivables	(46 950)	(25 801)	(36 399)
Increase in trade and other payables	9 696	38 996	28 869
Share based payment liability	4 010	-	-
	391 752	343 834	276 326

24. Tax paid

Balance at beginning of the year	(38 291)	(28 469)	(18 145)
Current tax for the year recognised in profit or loss	(115 981)	(91 313)	(72 734)
Balance at end of the year	21 152	38 291	28 469
	(133 120)	(81 491)	(62 410)

The balances shown above are the net of current tax receivable and payable.

Cartrack Holdings Limited

(Registration number 2005/036316/06)

Consolidated Annual Financial Statements for the year ended 29 February 2016

Notes to the Consolidated Annual Financial Statements

25. Business combinations

Business combinations occurring during the current year

Immaterial Business Combinations occurring during the February 2016 year end

On 1 March 2015, the group acquired 100% of the shares in Cartrack Manufacturing (Pty) Ltd (previously Onecell Manufacturing (Pty) Ltd) from Onecell Holdings (Pty) Ltd for a cash consideration. The group acquired this company in order to manage and control the procurement and manufacture of its products.

On 1 March 2015, the group acquired 100% of the shares in Cartrack Management Services (Pty) Ltd (previously Bonito Recruitment Services (Pty) Ltd) from Onecell Holdings (Pty) Ltd for a cash consideration. The group acquired this dormant company in order to account separately for group management services and related costs from within the group.

The acquisitions detailed above are immaterial in aggregate.

Immaterial Business Combinations occurring during the February 2015 year end

In May 2014, the group acquired 60% of the shares in Retriever Rwanda Ltd from AH Nyimbo for a cash consideration, to increase its footprint in Africa.

In August 2014, the group acquired 100% of the shares in Cartrack Technologies (Pty) Ltd (previously Onecell Technologies (Pty) Ltd) from Onecell Holdings (Pty) Ltd for a cash consideration. The group acquired this entity for the development of technologies in the industry.

Material Business Combinations occurring during the February 2015 year end

In March 2014, the group acquired 100% of the shares in Cartrack - Sistema de Controlo e Identificacao de Veiculos S.A, Cartrack Espana S.L., Cartrack Europe SGPS, Cartrack Capital SGPS, and Cartrack Investments UK Ltd from JMV Matias for a consideration of R46,223,160. The group acquired these entities to obtain a global footprint in Europe. The acquisition has been accounted for using the acquisition method. The goodwill recognised is primarily attributed to the expected synergies from combining the assets and activities of the European acquisitions with those of the group and to the economies of scale to be achieved through future growth.

Fair value of assets acquired and liabilities assumed

Figures in Rand thousand

	2016	2015	2014
Property, plant and equipment	-	1 645	8 229
Loan receivable	-	59 636	267
Investments in subsidiaries	-	12 635	-
Inventories	-	3 016	-
Trade and other receivables	-	20 625	1 120
Borrowings	-	(78 682)	-
Trade and other payables	-	(16 260)	-
Tax liabilities	-	(1 072)	(415)
Prepayments	-	-	182
Borrowings	-	-	(5 808)
Cash	-	736	4 076
Deferred income	-	-	(2 167)
Discount on bargain purchase	-	-	(3 353)
Outside shareholders	-	(1 097)	(3 083)
Goodwill	-	45 041	2 662
Cash consideration paid	-	46 223	1 710
Net cash outflow on acquisition	-	(46 223)	(1 710)
Cash consideration paid	-	736	4 077
Cash acquired	-	736	4 077
Immaterial business combinations	(15)	(7 941)	-
	(15)	(53 428)	2 367

Cartrack Holdings Limited

(Registration number 2005/036316/06)

Consolidated Annual Financial Statements for the year ended 29 February 2016

Notes to the Consolidated Annual Financial Statements

26. Related parties

Relationships

Ultimate holding company

Holding company

Related Parties

Madeira Calisto Family Holdings (Pty) Ltd
Onecell Holdings (Pty) Ltd

Onecell Community Phones (Pty) Ltd
Onecell Community Services (Pty) Ltd
Onecell Data Solutions (Pty) Ltd
Onecell Namibia (Pty) Ltd
Purple Rain Properties No. 444 (Pty) Ltd
Onecell (Pty) Ltd
Cartrack Education Fund (NPO)
A.H. Nyimbo (shareholder)
J. Marais (shareholder)
P. Lim (shareholder)
S.M. Machel Jr. (shareholder)

Subsidiary companies

Cartrack (Pty) Ltd
Retriever Ltd
Cartrack Tanzania Ltd
Retriever Rwanda Ltd
Cartrack Engineering Technologies Ltd
Cartrack Namibia (Pty) Ltd
Cartrack Technologies (Pty) Ltd
Cartrack Technologies Asia Pte. Ltd
Cartrack Management Services (Pty) Ltd
Cartrack Manufacturing (Pty) Ltd
Cartrack North East (Pty) Ltd
Cartrack Limitada
Cartrack Polska.SP.ZO.O
Cartrack Fleet Management (Pty) Ltd
Zonke Bonke Telecoms (Pty) Ltd
Plexique (Pty) Ltd
Combined Telematics Services (Pty) Ltd
Cartrack Investments UK Ltd
Cartrack Malaysia SDN.BHD
Cartrack Technologies PHL.INC
Cartrack Technologies South East Asia Pte. Ltd
Cartrack Technologies (China) Ltd
Cartrack Europe SGPS, S.A
Cartrack Capital SGPS, S.A
Cartrack Espana, S.L.
Cartrack - Sistema de Controlo e Identificacao de Veiculos, S.A
PT. Cartrack Technologies Indonesia
Cartrack Technologies (Thailand) Company Ltd
Cartrack Technologies LLC

Related by virtue of control

Pro-Fit Fitment Centre (Pty) Ltd

Members of key management

I.J. Calisto
J.R. Edmeston
J. Marais
C. Sanderson
R. Schubert
D.J. Brown
A.T. Ikalafeng
K. White

Cartrack Holdings Limited

(Registration number 2005/036316/06)

Consolidated Annual Financial Statements for the year ended 29 February 2016

Notes to the Consolidated Annual Financial Statements

Figures in Rand thousand	2016	2015	2014
26. Related parties (continued)			
Related party balances			
Loan accounts - Owing (to) by related parties			
A.H. Nyimbo	(1 478)	(960)	-
Cartrack Education Fund (Non Profit Company)	-	1 573	2 075
Cartrack Engineering Technologies Ltd	-	-	943
Cartrack Polska.SP.ZO.O	-	-	5 656
Cartrack Technologies Asia Pte. Ltd	-	-	(730)
Garoca Management Services (Pty) Ltd	-	-	20 300
Onecell Community Phones (Pty) Ltd	-	-	(7)
Onecell Community Services (Pty) Ltd	-	2 066	2 066
Onecell Holdings (Pty) Ltd	-	(29)	-
P. Lim	-	(245)	-
Pro-Fit Fitment Centre (Pty) Ltd	1 624	1 623	5
S.M. Machel Jr.	-	-	3 811
Retriever Rwanda Limited	-	-	183
	146	4 028	34 302
Current Assets	1 624	5 263	35 040
Current Liabilities	(1 478)	(1 235)	(738)
	146	4 028	34 302
Amounts included in Trade receivable (Trade Payable) regarding related parties			
Cartrack Technologies (Pty) Ltd	-	-	1
Onecell (Pty) Ltd	3 729	852	28
Onecell Manufacturing (Pty) Ltd*	-	1 692	8
Onecell Data Solutions (Pty) Ltd	-	386	-
Pro-Fit Fitment Centre (Pty) Ltd	2 486	-	-
Onecell Holdings (Pty) Ltd	(115)	(4 731)	(70)
Cartrack Technologies (Pty) Ltd	-	-	(1 121)
Pro-Fit Fitment Centre (Pty) Ltd	(79)	-	-
Onecell (Pty) Ltd	(31)	(35)	(30)
Onecell Manufacturing (Pty) Ltd*	-	(14 179)	(409)
Onecell Community Phones (Pty) Ltd	-	(389)	(200)
Onecell Data Solutions (Pty) Ltd	-	(263)	(629)
Bonito Recruitment Services (Pty) Ltd**	-	(3)	(35)
Onecell Community Services (Pty) Ltd	(275)	-	-
Purple Rain Properties No. 444 (Pty) Ltd	(137)	-	-
	5 578	(16 670)	(2 457)

Cartrack Holdings Limited

(Registration number 2005/036316/06)

Consolidated Annual Financial Statements for the year ended 29 February 2016

Notes to the Consolidated Annual Financial Statements

Figures in Rand thousand	2016	2015	2014
26. Related parties (continued)			
Related party transactions			
Sales to related parties			
Onecell Holdings (Pty) Ltd	(17)	(350)	(25)
Cartrack Technologies (Pty) Ltd	-	(4 373)	(17)
Onecell (Pty) Ltd	(18 066)	(10 081)	(186)
Onecell Manufacturing (Pty) Ltd*	-	(7 325)	(48)
Onecell Community Phones (Pty) Ltd	-	-	(186)
Bonito Recruitment Services (Pty) Ltd	-	-	(5)
Onecell Data Solutions (Pty) Ltd	-	(461)	(40)
Pro-Fit Fitment Centre (Pty) Ltd	(2 546)	-	(151)
Purchases from related parties			
Onecell Holdings (Pty) Ltd	1 318	6 702	5 960
Cartrack Technologies (Pty) Ltd	-	4 373	11 708
Onecell (Pty) Ltd	311	467	401
Onecell Manufacturing (Pty) Ltd*	-	109 219	88 240
Bonito Recruitment Services (Pty) Ltd**	-	26	624
Onecell Data Solutions (Pty) Ltd	-	231	3 914
Onecell Community Services (Pty) Ltd	1 759	1 372	1 685
Pro-Fit Fitment Centre (Pty) Ltd	2 998	1 617	5
Rent paid to (received from) related parties			
Purple Rain Properties No. 444 (Pty) Ltd	4 236	3 819	2 220
Administration fees paid to (received from) related parties			
Onecell Holdings (Pty) Ltd	-	1 890	4 446

* Cartrack Manufacturing (Pty) Ltd (previously Onecell Manufacturing (Pty) Ltd) was acquired by the group on 1 March 2015. Refer to note 25.

** Cartrack Management Services (Pty) Ltd (previously Bonito Recruitment Services (Pty) Ltd) was acquired by the group on 1 March 2015. Refer to note 25.

27. Risk management

Capital risk management

The group's objectives when managing capital are to safeguard the group's ability to continue as a going concern in order to provide returns for shareholders and benefits for other stakeholders and to maintain an optimal capital structure to reduce the cost of capital.

The capital structure of the group consists of debt, which includes the borrowings (excluding derivative financial liabilities) disclosed in notes 9 and 13, cash and cash equivalents disclosed in note 11, and equity as disclosed in the consolidated statement of financial position.

In order to maintain or adjust the capital structure, the group may adjust the amount of dividends paid to shareholders, return capital to shareholders, issue new shares or sell assets to reduce debt.

There are no externally imposed capital requirements.

Financial risk management

The group's activities expose it to a variety of financial risks: market risk (including currency risk, fair value interest rate risk, cash flow interest rate risk and price risk), credit risk and liquidity risk.

Cartrack Holdings Limited

(Registration number 2005/036316/06)

Consolidated Annual Financial Statements for the year ended 29 February 2016

Notes to the Consolidated Annual Financial Statements

27. Risk management (continued)

Liquidity risk

Prudent liquidity risk management implies maintaining sufficient cash and marketable securities, the availability of funding through an adequate amount of committed credit facilities and the ability to close out market positions. Due to the dynamic nature of the underlying businesses, group treasury maintains flexibility in funding by maintaining availability under committed credit lines.

The group's liquidity risk is a result of the funds available to cover future commitments. The group manages liquidity risk through an ongoing review of future commitments and credit facilities.

Cash flow forecasts are prepared and adequate utilised borrowing facilities are monitored.

The table below analyses the group's financial liabilities and relevant maturity groupings based on the remaining period at the consolidated statement of financial position to the contractual maturity date. The amounts disclosed in the table are the contractual undiscounted cash flows. Balances due within 12 months equal their carrying balances.

At 29 February 2016	Less than 1 year	Between 1 and 5 years
• Finance lease obligation	6 604	7 789
• Trade and other payables	144 885	-
• Loans from group companies	1 478	-
• Bank overdraft	187	-

At 28 February 2015	Less than 1 year	Between 1 and 5 years
• Finance lease obligation	6 218	5 618
• Trade and other payables	140 514	-
• Loans from group companies	1 235	-
• Bank overdraft	114	-

At 28 February 2014	Less than 1 year	Between 1 and 5 years
• Finance lease obligation	3 527	4 169
• Trade and other payables	104 198	-
• Loans from group companies	738	-

Interest rate risk

As the group has no significant interest-bearing assets, the group's income and operating cash flows are substantially independent of changes in market interest rates.

Credit risk

Credit risk is managed on a group basis.

Credit risk consists mainly of cash deposits, cash equivalents and trade debtors. The group only deposits cash with major banks with high quality credit standing and limits exposure to any one counter-party.

Trade receivables comprise a widespread customer base. Management evaluates credit risk relating to customers on an ongoing basis. If customers are independently rated, these ratings are used. Otherwise, if there is no independent rating, risk control assesses the credit quality of the customer, taking into account its financial position, past experience and other factors. Individual risk limits are set based on internal or external ratings in accordance with limits set by management. The utilisation of credit limits is regularly monitored. Sales to retail customers are settled in cash or using major credit cards.

Cartrack Holdings Limited

(Registration number 2005/036316/06)

Consolidated Annual Financial Statements for the year ended 29 February 2016

Notes to the Consolidated Annual Financial Statements

27. Risk management (continued)

Foreign exchange risk

The group operates internationally and is exposed to foreign exchange risk arising from various currency exposures, primarily with respect to the US Dollar, Euro, Mozambican Metical and the Singapore Dollar. Foreign exchange risk arises from future commercial transactions, recognised assets and liabilities and net investments in foreign operations.

The group does not hedge foreign exchange fluctuations.

At 29 February 2016, the Rand has weakened against the Singapore Dollar (14%), US Dollar (16%), Euro (14%) and has strengthened against the Mozambican Metical (3%) as compared to the previous year.

Since year end the Mozambican Metical has further depreciated by 14% against the Rand and remains highly volatile.

The foreign currency exposure within trade payables is listed below. Foreign currency exposure within trade receivables is set out in note 10.

Figures in Rand thousand

2016	2015	2014
------	------	------

Major foreign currency exposure at the end of the reporting period

Liabilities

Trade payables EUR	(962)	(486)	-
Trade payables SGD	(336)	(144)	(245)
Trade payables MZN	(5 582)	(8 413)	(9 803)

Sensitivity analysis

A reasonably possible strengthening/weakening of the Rand against the Euro, Singapore Dollar and Mozambican Metical at the 29 February 2016 would have affected the measurement of financial instruments denominated in a foreign currency and affected equity and profit or loss by the amounts shown below. The analysis assumes that all other variables remain constant and ignores any impact on sales and purchases.

Profit or (loss) after tax

	Exchange rate movement	Strengthening of ZAR	Weakening of ZAR
EUR	10 %	(557)	557
SGD	10 %	(2 122)	2 122
MZN	10 %	(3 347)	3 347
		(6 026)	6 026

Cartrack Holdings Limited

(Registration number 2005/036316/06)

Consolidated Annual Financial Statements for the year ended 29 February 2016

Notes to the Consolidated Annual Financial Statements

28. Directors' and Key Management emoluments

29 February 2016

	Emoluments	Bonuses	Other benefits	Provident fund	Directors' fees	Total
Directors						
I.J. Calisto (Executive)	2 852	160	-	-	-	3 012
J.R. Edmeston (Executive)	1 872	1 370	102	-	-	3 344
D.J. Brown (Non - Executive)	-	-	-	-	957	957
A.T. Ikalafeng (Non - Executive)	-	-	-	-	540	540
K. White (Non - Executive)	-	-	-	-	531	531
Key management						
Paid by subsidiary companies	3 956	689	120	120	-	4 885
	8 680	2 219	222	120	2 028	13 269

28 February 2015

	Emoluments	Bonuses	Other benefits	Provident fund	Directors' fees	Total
Directors						
I.J. Calisto (Executive)	1 712	160	-	-	-	1 872
J.R. Edmeston (Executive)	1 758	1 387	96	-	-	3 241
J Marais (Executive)	1 452	131	120	-	-	1 703
C Sanderson (Executive)	1 017	211	-	53	-	1 281
D.J. Brown (Non - Executive)	-	-	-	-	319	319
A.T. Ikalafeng (Non - Executive)	-	-	-	-	189	189
K. White (Non - Executive)	-	-	-	-	168	168
	5 939	1 889	216	53	676	8 773

28 February 2014

	Emoluments	Bonuses	Other benefits	Provident fund	Directors' fees	Total
Directors						
J.R. Edmeston (Executive)	1 654	1 115	96	-	-	2 865
J Marais (Executive)	1 363	114	120	-	-	1 597
C Sanderson (Executive)	720	47	-	-	-	767
	3 737	1 276	216	-	-	5 229

Directors and Key Management emoluments are paid for through subsidiary companies of the group.

Cartrack Holdings Limited

(Registration number 2005/036316/06)

Consolidated Annual Financial Statements for the year ended 29 February 2016

Notes to the Consolidated Annual Financial Statements

Figures in Rand thousand

	2016	2015	2014
--	------	------	------

29. Basic earnings per share

Basic earnings per share (cents)	80	64	59
----------------------------------	----	----	----

The calculation of basic earnings per share has been based on the following profit attributable to ordinary shareholders and the weighted average number of ordinary shares in issue.

Weighted average number of ordinary shares ('000) at the beginning of the year	300 000	300 000	-
Issued ordinary shares at 1 March 2013	-	-	211 268
Effect of shares issued in April 2013	-	-	78 279
Effect of treasury shares	(51)	-	-
	<u>299 949</u>	<u>300 000</u>	<u>289 547</u>
Basic earnings	239 674	191 811	170 764

In 2014 and 2015 the 300 000 000 shares in issue, weighted accordingly, were treated as a share split for earnings per share purposes. This provides the user with more comparable and relevant information.

30. Headline earnings per share

Headline earnings per share (cents)	81	64	58
-------------------------------------	----	----	----

The calculation of headline earnings per share has been based on the following profit attributable to ordinary shareholders computed in terms of note 1.13 and the weighted average number of ordinary shares in issue as determined above in note 29.

Reconciliation between basic earnings and headline earnings

Basic earnings	239 674	191 811	170 764
Adjusted for:			
Reversal of bargain purchase	3 279	-	-
Bargain purchase	-	-	(3 353)
Gain on disposal of assets net of tax	(1 019)	(738)	(833)
	<u>241 934</u>	<u>191 073</u>	<u>166 578</u>

31. Diluted earnings per share

There are no dilutive instruments and therefore diluted earnings per share is the same as basic earnings per share.

32. Normalised earnings per share

Normalised earnings per share (cents)	75	64	58
---------------------------------------	----	----	----

The calculation of normalised earnings per share has been based on the profit computed in terms of note 1.13 attributable to ordinary shareholders and the weighted average number of ordinary shares in issue as determined above in note 29 .

Reconciliation between headline earnings and normalised earnings

Headline earnings	241 934	191 073	166 578
Net non-operating foreign exchange gain on intercompany financing arrangements	(15 667)	-	-
	<u>226 267</u>	<u>191 073</u>	<u>166 578</u>

Cartrack Holdings Limited

(Registration number 2005/036316/06)

Consolidated Annual Financial Statements for the year ended 29 February 2016

Notes to the Consolidated Annual Financial Statements

Figures in Rand thousand 2016 2015 2014

33. Commitments

Operating leases – as lessee (expense)

Minimum lease payments due

- within one year	8 404	11 838	8 177
- in second to fifth year inclusive	17 721	17 994	7 351
	26 125	29 832	15 528

Operating lease payments represent rentals payable by the group for certain of its office premises. Leases are negotiated for an average term of 3 to 5 years. No contingent rent is payable.

Mercantile Bank Limited has provided a facility of R40 million (2015: R NIL) to Cartrack Manufacturing (Pty) Ltd. Cartrack (Pty) Ltd has provided limited suretyship in favour of Mercantile Bank Limited for this facility. At the end of the year, the amount utilised was R NIL (2015: R NIL).

Nedbank Limited has provided a facility of R5 million (2015: R2.5 million) to Plexique (Pty) Ltd. Cartrack (Pty) Ltd has provided a limited guarantee for the facility in favour of Nedbank Limited. At the end of the year, the amount utilised was R1 124 398.

The Private Security Industry Regulatory Authority ("PSIRA") requires the directors of Cartrack North East (Pty) Ltd ("the directors") to provide a suretyship for due payment of any amounts due to the PSIRA pursuant to registration with PSIRA in terms of the Private Security Industry Regulation Act, No 56 of 2001. Cartrack (Pty) Ltd has provided an indemnity to the directors, limited to an amount of R20 000 (2015: R NIL), which indemnity will be reviewed on an annual basis.

Cartrack Investments UK Ltd has provided Cartrack Espana, S.L with a loan in the amount of Euro 1 392 486 (2015: Euro 1 392 486) ("the Loan"). Cartrack Technologies Asia Pte.Ltd has provided Cartrack Investments UK Ltd with a guarantee for repayment of the Loan.

Cartrack Manufacturing (Pty) Ltd has a forward exchange contract in the amount of R5 740 000 (2015: R NIL) which expires on the 25th September 2016.

Cartrack North East (Pty) Ltd has provided guarantees to:

Figures in Rands

	R
Accelerate Property Fund Ltd	76 500
FPG Holdings (Pty) Ltd	250 000
Janco Property Investments CC	32 729
SA Post Office Ltd	30 000
Vodacom Service Provider Company	450 000

Cartrack Holdings Limited

(Registration number 2005/036316/06)

Consolidated Annual Financial Statements for the year ended 29 February 2016

Notes to the Consolidated Annual Financial Statements

34. Segment reporting

The group is organised into geographical business units and has four reportable segments. The group monitors the operating results of its business units separately for the purpose of making decisions about resource allocation and performance assessment. Segment information is evaluated based on revenue and profit or loss and is measured consistently with consolidated financial statements.

Segment Report - 29 February 2016	South Africa	Africa - Other	Europe	Asia & Middle East	Total
Revenue	748 600	139 198	90 036	27 647	1 005 481
Intersegment elimination of revenue*	195 551	271	841	1 899	198 562
Revenue before segment elimination	944 151	139 469	90 877	29 546	1 204 043
Profit before taxation includes the following items	274 711	60 110	23 477	3 968	362 266
Investment revenue	2 987	3 268	-	1	6 256
Finance costs	4 360	10	78	15	4 463
Net foreign exchange gain**	2 830	3 891	498	19 780	26 999
Depreciation	79 692	2 317	18 657	1 994	102 660
Total tangible assets	188 102	79 049	83 273	160 905	511 329
Total liabilities	(84 377)	(54 544)	(53 355)	(14 569)	(206 845)
Goodwill					156 011
Equity					460 495

Segment Report - 28 February 2015	South Africa	Africa - Other	Europe	Asia & Middle East	Total
Revenue	628 547	114 002	80 422	11 824	834 795
Intersegment elimination of revenue	34 974	-	-	-	34 974
Revenue before segment elimination	663 521	114 002	80 422	11 824	869 769
Profit before taxation includes the following items	238 358	46 499	15 835	(7 078)	293 614
Investment revenue	1 617	2 916	-	-	4 533
Finance costs	693	210	8	13	924
Net foreign exchange gain**	35	307	8	83	433
Depreciation	58 816	1 917	10 389	475	71 597
Total tangible assets	291 359	88 837	36 605	14 135	430 936
Total liabilities	(134 009)	(49 060)	(13 097)	(5 277)	(201 443)
Goodwill					144 269
Equity					373 762

* The amount of R195 551 in the South African segment includes Cartrack Manufacturing (Pty) Ltd which was acquired on 1 March 2015.

** This amount includes both operating and non-operating net foreign exchange gains. (Refer note 17 and 19.)

Cartrack Holdings Limited

(Registration number 2005/036316/06)

Consolidated Annual Financial Statements for the year ended 29 February 2016

Notes to the Consolidated Annual Financial Statements

35. Comparative figures

Certain comparative figures have been reclassified from operating expenses to cost of sales to provide an appropriate allocation of expenses that directly relate to cost of sales.

The effect of the reclassifications is as follows:

Figures in Rand thousand

Profit or Loss

	2015	2014
Cost of sales	10 544	6 579
Operating expenses	(10 544)	(6 579)
	-	-

Certain comparative figures have been reclassified from other income to foreign exchange gains.

The effect of the reclassifications is as follows:

Profit and Loss

Other income	(433)	-
Foreign exchange gains	433	-
	-	-

Cartrack Holdings Limited

(Registration number 2005/036316/06)

Consolidated Annual Financial Statements for the year ended 29 February 2016

Notes to the Consolidated Annual Financial Statements

36. Financial instruments - Fair values and risk management

The following table shows the carrying amounts and fair value of financial assets and financial liabilities, including their levels in the fair value hierarchy.

29 February 2016

R '000

Financial assets	Notes	Carrying amount			Fair value			
		Loans and receivables	Non - financial instruments	Total	Level 1	Level 2	Level 3	Total
Loans to related parties	9	1 624	-	1 624	-	-	1 624	1 624
Trade and other receivables	10	114 891	13 764	128 655	-	-	128 655	128 655
Cash and cash equivalents	11	45 181	-	45 181	45 181	-	-	45 181
		161 696	13 764	175 460	45 181	-	130 279	175 460
Financial liabilities		Carrying amount			Fair value			
		Loans and receivables	Non - financial instruments	Total	Level 1	Level 2	Level 3	Total
Loans from related parties	9	1 478	-	1 478	-	-	1 478	1 478
Finance lease obligation	13	14 393	-	14 393	-	14 393	-	14 393
Trade and other payables	14	144 885	14 200	159 085	-	-	159 085	159 085
Bank overdraft	11	187	-	187	187	-	-	187
		160 943	14 200	175 143	187	14 393	160 563	175 143

Cartrack Holdings Limited

(Registration number 2005/036316/06)

Consolidated Annual Financial Statements for the year ended 29 February 2016

Notes to the Consolidated Annual Financial Statements

36. Financial instruments - Fair values and risk management (continued)

28 February 2015

R '000

Financial assets

	Notes	Carrying amount			Fair value			
		Loans and receivables	Non - financial instruments	Total	Level 1	Level 2	Level 3	Total
Loans to related parties	9	5 263	-	5 263	-	-	5 263	5 263
Trade and other receivables	10	73 144	8 561	81 705	-	-	81 705	81 705
Cash and cash equivalents	11	110 047	-	110 047	110 047	-	-	110 047
		188 454	8 561	197 015	110 047	-	86 968	197 015

Financial liabilities

	Notes	Carrying amount			Fair value			
		Loans and receivables	Non - financial instruments	Total	Level 1	Level 2	Level 3	Total
Loans from related parties	9	1 235	-	1 235	-	-	1 235	1 235
Finance lease obligation	13	11 836	-	11 836	-	11 836	-	11 836
Trade and other payables	14	140 514	8 768	149 282	-	-	149 282	149 282
Bank overdraft	11	114	-	114	114	-	-	114
		153 699	8 768	162 467	114	11 836	150 517	162 467

Cartrack Holdings Limited

(Registration number 2005/036316/06)

Consolidated Annual Financial Statements for the year ended 29 February 2016

Notes to the Consolidated Annual Financial Statements

36. Financial instruments - Fair values and risk management (continued)

28 February 2014

R '000

Financial assets	Notes	Carrying amount			Fair value			
		Loans and receivables	Non - financial instruments	Total	Level 1	Level 2	Level 3	Total
Loans to related parties	9	35 040	-	35 040	-	-	35 040	35 040
Trade and other receivables	10	41 809	14 095	55 904	-	-	55 904	55 904
Cash and cash equivalents	11	41 657	-	41 657	41 657	-	-	41 657
		118 506	14 095	132 601	41 657	-	90 944	132 601

Financial liabilities	Notes	Carrying amount			Fair value			
		Loans and receivables	Non - financial instruments	Total	Level 1	Level 2	Level 3	Total
Loans from related parties	9	738	-	738	-	-	738	738
Finance lease obligation	13	7 696	-	7 696	-	-	7 696	7 696
Trade and other payables	14	104 198	6 036	110 234	-	-	110 234	110 234
		112 632	6 036	118 668	-	-	118 668	118 668